Surface Mount Schottky Barrier Rectifier

FEATURES

- Low power loss, high efficiency
- Ideal for automated placement
- Guardring for overvoltage protection
- High surge current capability
- Moisture sensitivity level: level 1, per J-STD-020
- Compliant to RoHS Directive 2011/65/EU and in accordance to WEEE 2002/96/EC
- Halogen-free according to IEC 61249-2-21 definition



DO-214AB (SMC)

Pb-Free

RoHS COMPLIANT

MECHANICAL DATA

Case: DO-214AB (SMC)

Molding compound, UL flammability classification rating 94V-0

Base P/N with suffix "G" on packing code - halogen-free

Base P/N with prefix "H" on packing code - AEC-Q101 qualified

Terminal: Matte tin plated leads, solderable per JESD22-B102

Meet JESD 201 class 1A whisker test

with prefix "H" on packing code meet JESD 201 class 2 whisker test

Polarity: Indicated by cathode band

Weight: 0.21 g (approximately)

MAXIMUM RATINGS AND ELECTRICAL CHARACTERISTICS (T_A=25℃ unless otherwise noted)					
PARAMETER	SYMBOL	SSL32	SSL33	SSL34	Unit
Marking Code		SL32	SL33	SL34	
Maximum repetitive peak reverse voltage	V_{RRM}	20	30	40	V
Maximum RMS voltage	V_{RMS}	14	21	28	V
Maximum DC blocking voltage	V_{DC}	20	30	40	V
Maximum average forward rectified current	$I_{F(AV)}$	3			A
Peak forward surge current, 8.3 ms single half sine-wave superimposed on rated load	I_{FSM}	100			A
Maximum instantaneous forward voltage (Note 1) I_F= 3 A	V_F	0.41			V
Maximum reverse current @ rated VR T_J=25 ℃	I_R	0.2		0.5	mA
T_J=100℃		50		100	
Typical thermal resistance	$R_{\theta JL}$ $R_{\theta JA}$	17 55			^{O}C/W
Operating junction temperature range	T_J	- 55 to +125			^{O}C
Storage temperature range	T_{STG}	- 55 to +150			^{O}C

Note 1: Pulse test with PW=300μs, 1% duty cycle

ORDERING INFORMATION					
PART NO.	AEC-Q101 QUALIFIED	PACKING CODE	GREEN COMPOUND CODE	PACKAGE	PACKING
SSL3x (Note 1)	Prefix "H"	R7	Suffix "G"	SMC	850 / 7" Plastic reel
		R6		SMC	3,000 / 13" Paper reel
		M6		SMC	3,000 / 13" Plastic reel

Note 1: "xx" defines voltage from 20V (SSL32) to 40V (SSL34)

EXAMPLE					
PREFERRED P/N	PART NO.	AEC-Q101 QUALIFIED	PACKING CODE	GREEN COMPOUND CODE	DESCRIPTION
SSL34 R7	SSL34		R7		
SSL34 R7G	SSL34		R7	G	Green compound
SSL34HR7	SSL34	H	R7		AEC-Q101 qualified

RATINGS AND CHARACTERISTICS CURVES

(TA=25℃ unless otherwise noted)

FIG.1 FORWARD CURRENT DERATING CURVE

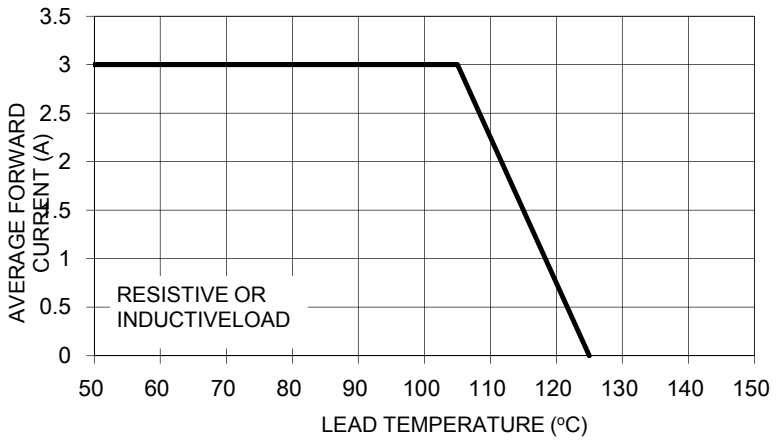

FIG. 2 MAXIMUM NON-REPETITIVE FORWARD SURGE CURRENT

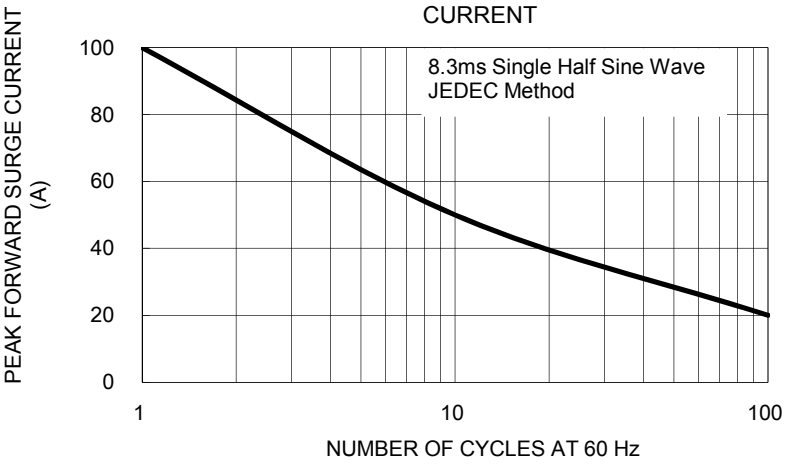

FIG. 3 TYPICAL FORWARD CHARACTERISTICS

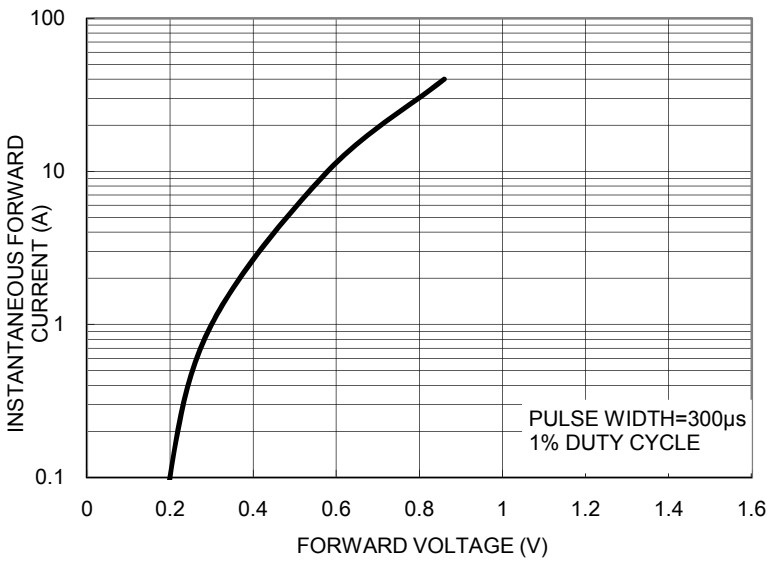

FIG. 4 TYPICAL REVERSE CHARACTERISTICS

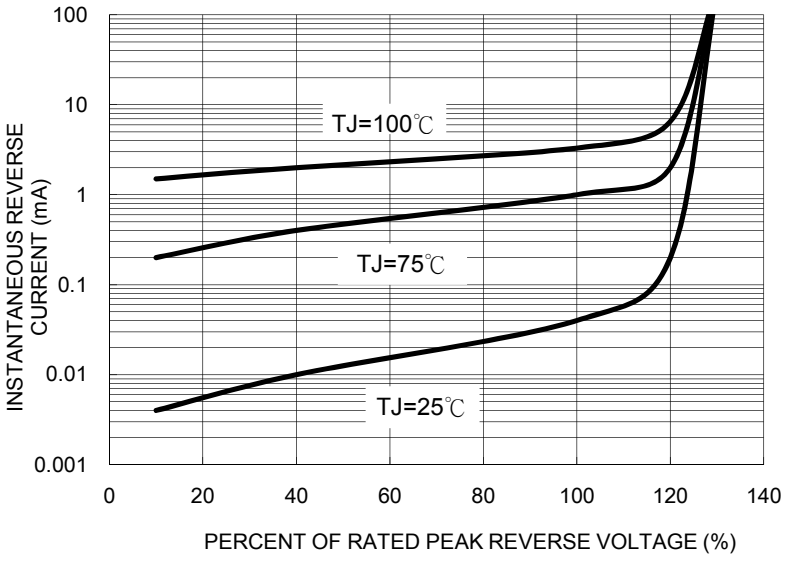

FIG. 5 TYPICAL JUNCTION CAPACITANCE

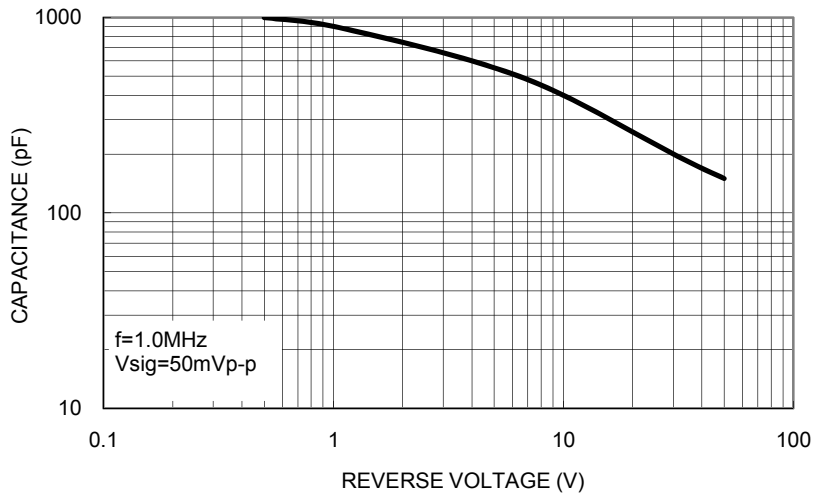

PACKAGE OUTLINE DIMENSIONS

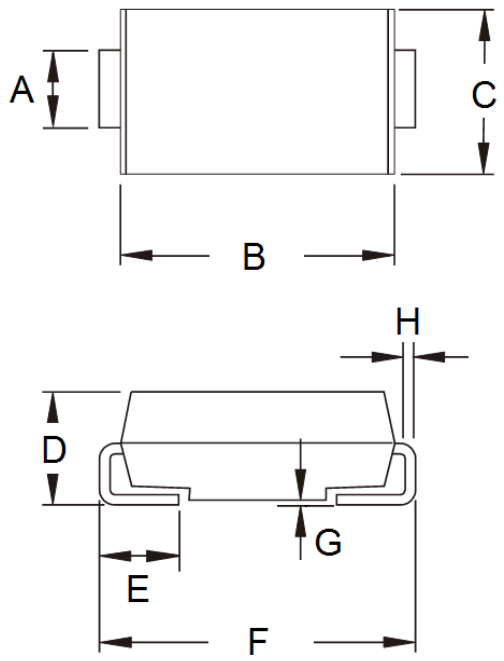

DIM.	Unit (mm)		Unit (inch)	
	Min	Max	Min	Max
A	2.90	3.20	0.114	0.126
B	6.60	7.11	0.260	0.280
C	5.59	6.22	0.220	0.245
D	2.00	2.62	0.079	0.103
E	1.00	1.60	0.039	0.063
F	7.75	8.13	0.305	0.320
G	0.10	0.20	0.004	0.008
H	0.15	0.31	0.006	0.012

SUGGESTED PAD LAYOUT

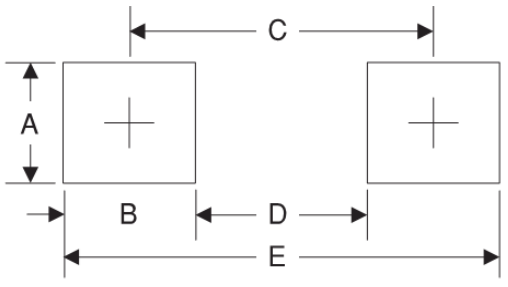

Symbol	Unit (mm)	Unit (inch)
A	3.3	0.130
B	2.5	0.098
C	6.8	0.268
D	4.4	0.173
E	9.4	0.370

MARKING DIAGRAM



P/N = Marking Code
G = Green Compound
YW = Date Code
F = Factory Code

Notice

Specifications of the products displayed herein are subject to change without notice. TSC or anyone on its behalf, assumes no responsibility or liability for any errors inaccuracies.

Information contained herein is intended to provide a product description only. No license, express or implied,to any intellectual property rights is granted by this document. Except as provided in TSC's terms and conditions of sale for such products, TSC assumes no liability whatsoever, and disclaims any express or implied warranty, relating to sale and/or use of TSC products including liability or warranties relating to fitness for a particular purpose, merchantability, or infringement of any patent, copyright, or other intellectual property right.

The products shown herein are not designed for use in medical, life-saving, or life-sustaining applications. Customers using or seling these products for use in such applications do so at their own risk and agree to fully indemnify TSC for any damages resulting from such improper use or sale.

Document Number: DS_D1309040 Version: G13

Mouser Electronics

Authorized Distributor

Click to View Pricing, Inventory, Delivery & Lifecycle Information:

Taiwan Semiconductor:

SSL32 SSL33 SSL34 SSL33 R6 SSL34 R7 SSL34 R6 SSL33 R7 SSL32 R7 SSL33HR7G SSL32 R7G SSL34HR7 SSL34 R6G SSL34HR6G SSL33HR6G SSL33 R7G SSL33HR6 SSL33 R6G SSL32HR7 SSL34HR7G SSL33HR7 SSL34HR6 SSL32HR6G SSL32 R6G SSL32HR6 SSL34 R7G SSL32HR7G