TAIWAN SEMICONDUCTOR

The Smartest Choice

SK82C - SK810C

8.0 AMPS. Surface Mount Schottky Barrier Rectifiers

SMC/DO-214AB

Features

- ✧ For surface mounted application
- ✧ Metal to sillicon rectifier, majority carrier conduction
- ✧ Low forward voltage drop
- ✧ Easy pick and place
- ✧ High surge current capability
- ✧ Plastic material used carriers Underwriters Laboratory Classification 94V-0
- ✧ Epitaxial construction
- ✧ Meet MSL level 1, per J-STD-020D, lead free maximum peak of 260℃
- ✧ High temperature soldering: 260℃/10 seconds at terminals
- ✧ Green compound with suffix "G" on packing code & prefix "G" on datecode



AEC-Q101 Qualified

Pb-Free

RoHS COMPLIANT

Mechanical Data

- ✧ Case: Molded plastic
- ✧ Terminals: Solder plated
- ✧ Polarity: Indicated by cathode band
- ✧ Packaging: 16mm tape per EIA STD RS-481
- ✧ Weight: 0.21 grams

Ordering Information (example)

Part No.	Package	Packing	Packing code	Green Compound Packing code
SK82C	SMC	850 / 7" REEL	R7	R7G

Maximum Ratings and Electrical Characteristics

Rating at 25 ℃ ambient temperature unless otherwise specified.

Single phase, half wave, 60 Hz, resistive or inductive load.

For capacitive load, derate current by 20%

Type Number	Symbol	SK 82C	SK 83C	SK 84C	SK 85C	SK 86C	SK 810C	Units
Maximum Recurrent Peak Reverse Voltage	V_{RRM}	20	30	40	50	60	100	V
Maximum RMS Voltage	V_{RMS}	14	21	28	35	42	70	V
Maximum DC Blocking Voltage	V_{DC}	20	30	40	50	60	100	V
Maximum Average Forward Rectified Current	$I_{F(AV)}$	8						A
Peak Forward Surge Current, 8.3 ms Single Half Sine-wave Superimposed on Rated Load (JEDEC method)	I_{FSM}	150						A
Maximum Instantaneous Forward Voltage (Note 1) @ 8 A	V_F	0.55			0.75		0.90	V
Maximum DC Reverse Current @ T_A=25 ℃	I_R	0.5						mA
at Rated DC Blocking Voltage @ T_A=100 ℃		15			10			mA
Typical Thermal Resistance	$R_{\theta JA}$	20						^{O}C/W
Operating Temperature Range	T_J	-55 to +125			-55 to +150			^{O}C
Storage Temperature Range	T_{STG}	- 55 to +150						^{O}C

Note 1: Pluse Test with PW=300 usec, 1% Duty Cycle

Version：E12

TAIWAN SEMICONDUCTOR
The Smartest Choice

RATINGS AND CHARACTERISTIC CURVES (SK82C THRU SK810C)

FIG.1- MAXIMUM FORWARD CURRENT DERATING CURVE

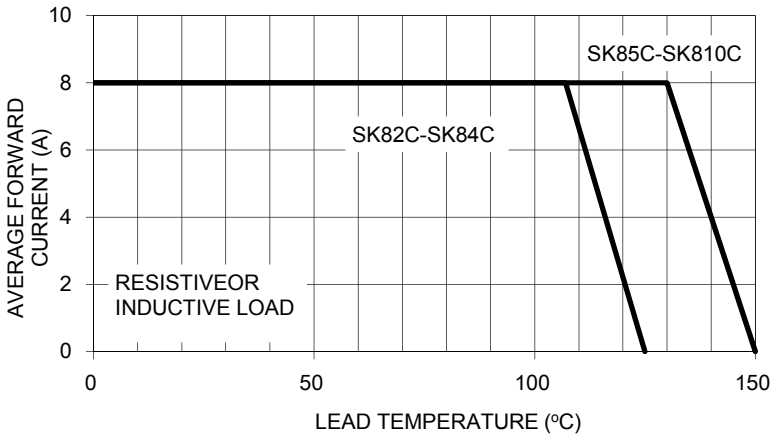

FIG. 2- MAXIMUM NON-REPETITIVE PEAK FORWARD SURGE CURRENT

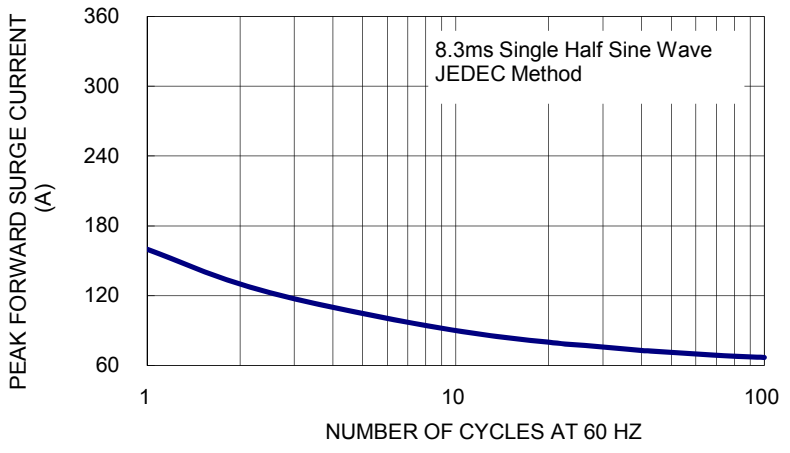

FIG. 3- TYPICAL FORWARD CHARACTERISRICS

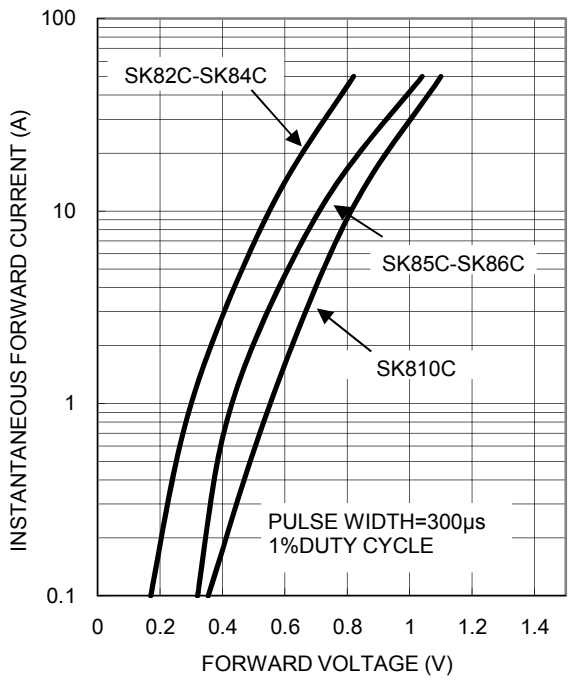

FIG. 4- TYPICAL REVERSE CHARACTERISTICS

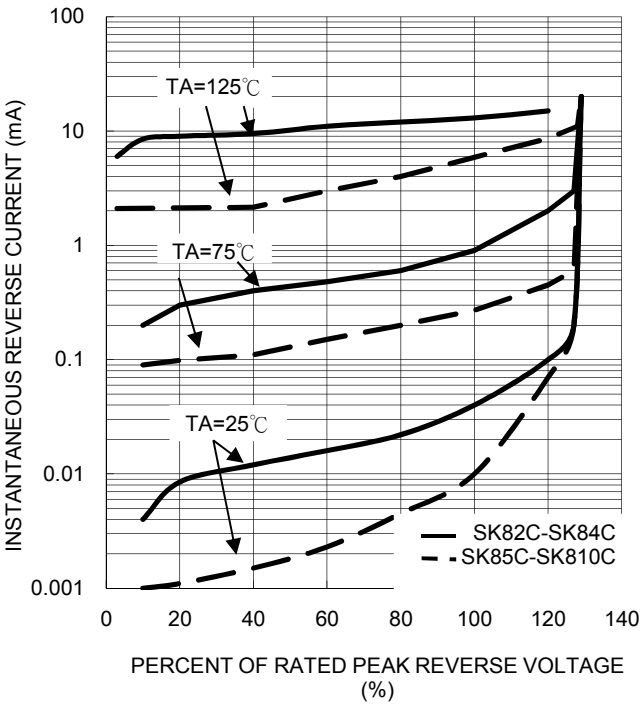

FIG. 5- TYPICAL JUNCTION CAPACITANCE

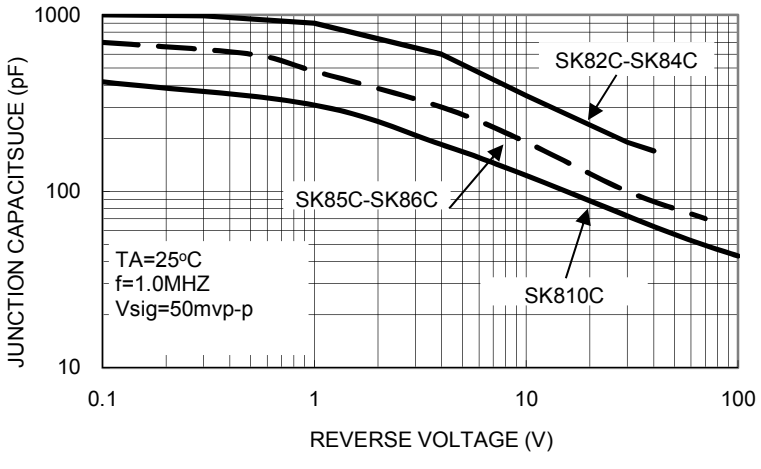

FIG. 6- TYPICAL TRANSIENT THERMAL CHARACTERISTICS

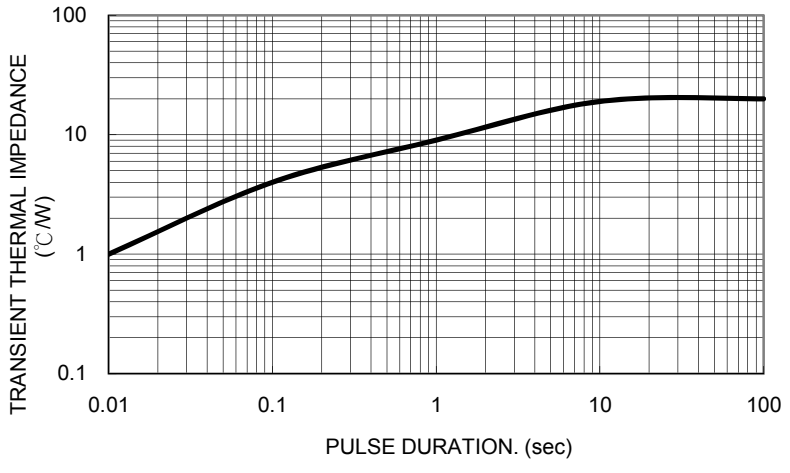

Version:E12

Ordering information

Part No.	Package	Packing	Packing code	Green Compound Packing code
SK8xC (Note)	SMC	850 / 7" REEL	R7	R7G
	SMC	3K / 13" REEL	R6	R6G

Note: "x" is Device Code from "2" thru "10".

Tape & Reel specification

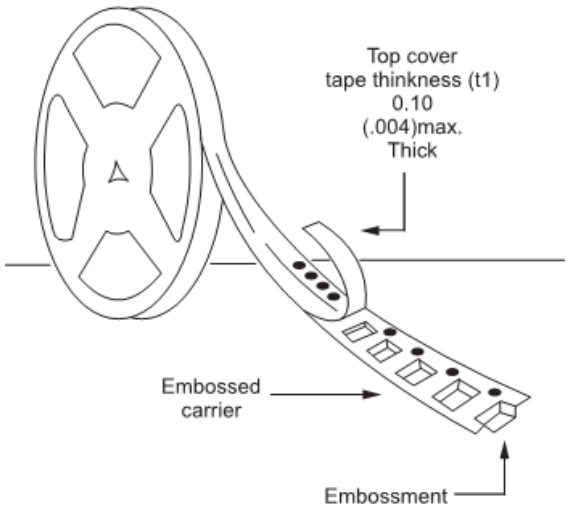

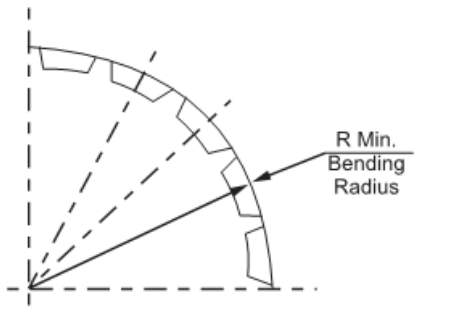

Tape with components shall pass around bending radius without damage, for reels with hub diameters approaching minimum dimension

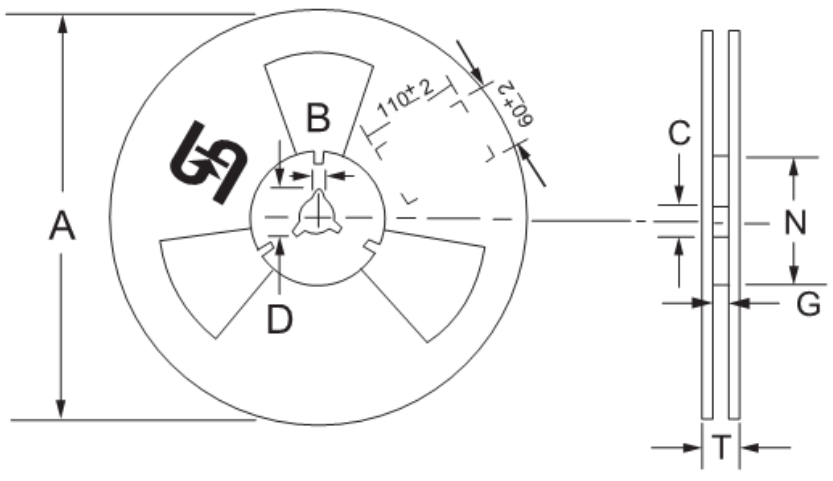

Reel Size	Tape Size	A	B	C	D	N	G	T
		±2.0	±0.4	+0.5;-0.2	min	±1.0	+0.8;-0	max
7"	16mm	178	1.9	13	21	62	16.2	18.6
Reel Size	Tape Size	A	B	C	D	N	G	T
		max	±0.5	±0.5	min	±0.5	+2.0;-0	max
13"	16mm	330	2	13	20.2	75	16.4	22.4

Unit (mm)

Suggested PAD Layout

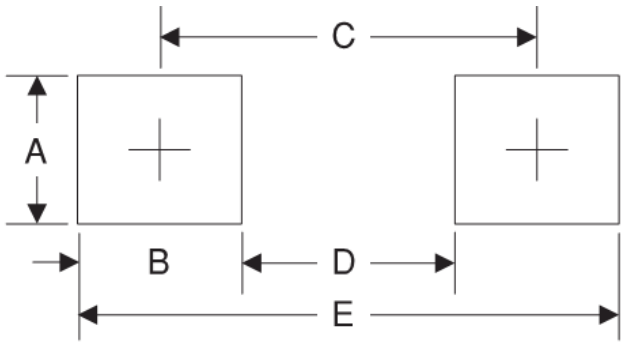

Symbol	Unit(mm)
A	3.3
B	2.5
C	6.8
D	4.4
E	9.3

TAIWAN SEMICONDUCTOR
The Smartest Choice

Dimensions

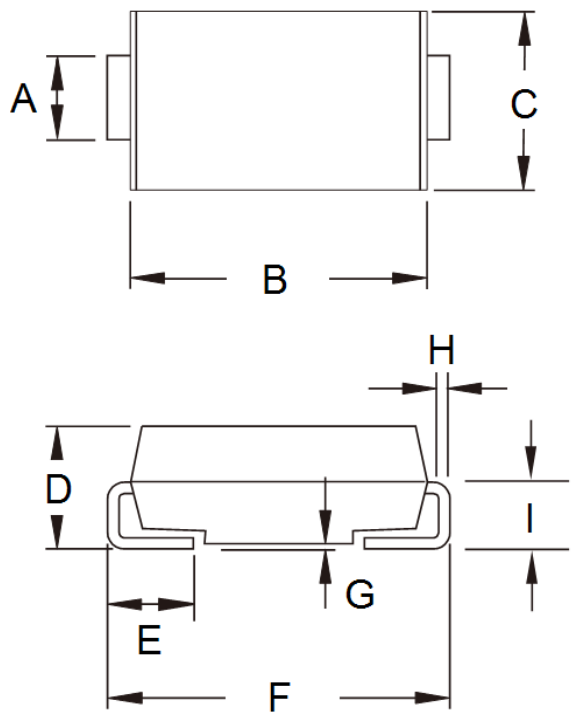

DIM.	Unit(mm)		Unit(inch)	
	Min	Max	Min	Max
A	2.90	3.20	0.114	0.126
B	6.60	7.11	0.260	0.280
C	5.59	6.22	0.220	0.245
D	2.00	2.62	0.079	0.103
E	1.00	1.60	0.039	0.063
F	7.75	8.13	0.305	0.320
G	0.10	0.20	0.004	0.008
H	0.15	0.31	0.006	0.012
I	1.26	1.56	0.050	0.061

Marking Diagram



P/N = Specific Device Code
G = Green Compound
YW = Date Code

Mouser Electronics

Authorized Distributor

Click to View Pricing, Inventory, Delivery & Lifecycle Information:

Taiwan Semiconductor:

SK82C SK83C SK84C SK85C SK86C