COOPER Bussmann

S-8000 Series

1/4" x 1 1/4" Fuse Blocks



Description

- For 1/4" x 1 1/4" (6.3 x 32mm) fuses
- Bolt-in and snap-in mounting available
- Tight cluster mounting
- All types of terminal configurations
- Clips made of spring-bronze
- Anti-rotational pin provided
- Flame retardant thermoplastic meets UL 94V0

RoHS 2002/95/EC

Environmental Data

- Relative Temperature Index (RTI)
  - Bolt-in 130°C
  - Snap-in 110°C

Agency Information

- UL Recognized: E14853
- CSA Certified: 47235

Specifications

Series	Volts	UL Max Amps	CSA Max. Amps
S-8000	300Vac/dc	25	21
S-8100	300Vac/dc	20	13
S-8200	300Vac/dc	20	16
S-8300	300Vac/dc	30	25

Dimensions - mm/in.

S-8000 Single-Pole Snap-In Mounting Series

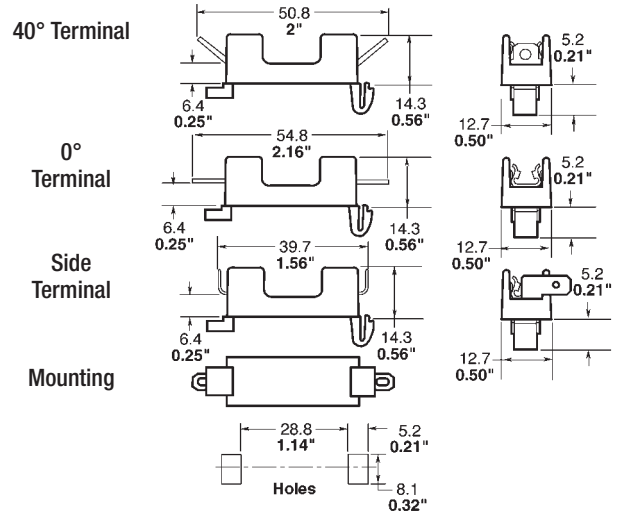

Multiple Pole

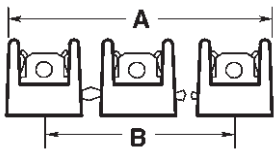

Mounting Dimensions

No. of Poles	Inches		Millimeters	
	A	B	A	B
1	–	–	–	–
2	1 1/8"	5/8"	28.6	15.9
3	1 3/4"	1 1/4"	44.4	31.8
4	2 3/8"	1 7/8"	60.3	47.6
5	3"	2 1/2"	76.2	63.5
6	3 5/8"	3 1/8"	92.1	79.4
7	4 1/4"	3 3/4"	108.0	95.2
8	4 7/8"	4 3/8"	123.8	111.1
9	5 1/2"	5"	139.7	127.0
10	6 1/8"	5 5/8"	155.6	142.9
11	6 3/4"	6 1/4"	171.4	158.8
12	7 3/8"	6 7/8"	187.3	174.6

Dimensions - mm/in.

S-8000 Single-Pole Bolt-In Mounting Series

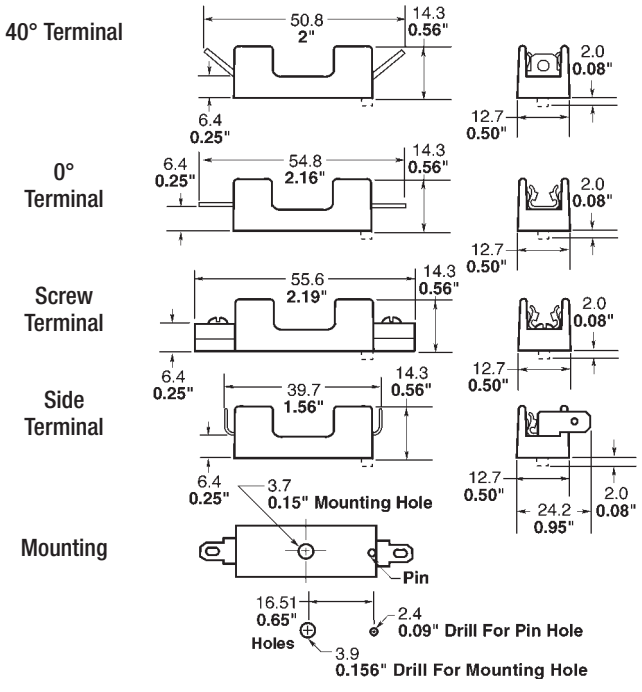

Component	Material
Clip	Spring-Bronze, Bright Tin-Plate
Body	Thermoplastic

Packaging Code	
Catalog Number Prefix	**Description**
Blank	Varies with number of poles. Contact customer service.
BK/	Varies with number of poles. Contact customer service.

Ordering

- Specify packaging, product, and option code

Bolt-in Mounting Example:
BK/S-8102-6-R

BK/	S-8	1	02	6	-	R
↓	↓	↓	↓	↓		↓
1	2	3	4	5		7

Snap-in Mounting Example:
BK/S-8001-1-SNP-R

BK/	S-8	0	01	-	1	-	SNP	-	R
↓	↓	↓	↓		↓		↓		↓
1	2	3	4		5		6		7

1. Packaging Code:	BK/
2. Series Number:	S-8
3. Type Terminal:	0 = Solder 1 = 3/16" quick connect 2 = 1/4" quick connect 3 = Screw
4. Terminal Angle:	01 = Straight (0°) 02 = 40° Angle 03 = Side*
5. Number of Poles:	(1 – 12) 1X = One pole, No Mounting Stud
6. Mounting Style:	SNP = Snap-in Mounting*
7. RoHS Compliant Version	-R

*Available only in single pole

This bulletin is intended to present product design solutions and technical information that will help the end user with design applications. Cooper Bussmann reserves the right, without notice, to change design or construction of any products and to discontinue or limit distribution of any products. Cooper Bussmann also reserves the right to change or update, without notice, any technical information contained in this bulletin. Once a product has been selected, it should be tested by the user in all possible applications.

Life Support Policy: Cooper Bussmann does not authorize the use of any of its products for use in life support devices or systems without the express written approval of an officer of the Company. Life support systems are devices which support or sustain life, and whose failure to perform, when properly used in accordance with instructions for use provided in the labeling, can be reasonably expected to result in significant injury to the user.

© 2007 Cooper Bussmann
St. Louis, MO 63178
www.cooperbussmann.com