fischer elektronik

Kombinationsgehäuse | Combination case | Boîtier combiné





1 Deckplatte
cover plate
couvercle

2 Aluminiumprofil
aluminium profile
profil aluminium

- Gehäuse für 100 mm Europakarten mit vielfältigen Kombinationsmöglichkeiten
- integrierte Führungsnuten im Raster 5,08 mm (1 TE)
- die 2 mm starken Deckplatten können nach Ihren Wünschen gelocht und bedruckt werden
- EMV gerechte Ausführung durch elektrisch leitfähige Oberflächen (TP) und zusätzliche leitfähige Dichtungen. (Schutzklasse IP 54 erreichbar) < M 19
- die Profile der Serie KO sind untereinander sowie mit den Profilen der Kasettenbauformen HB und M kombinierbar

Profilausführungen:
KO H = Haube
KO E = 19" Einschubkassette
KO K = Kühlrippen
KO L = Schraublasche
KO W = Wärmeableitgehäuse
KO N = Nut für Schiebemutter M 4
KO T = mit integrierter Klammerbefestigung für 35 mm DIN-Trageschiene
KO P = Pultaufsatz mit Intergrationsmöglichkeit von Frontfolien oder Folientastaturen
KO F = mit THFU Montagemöglichkeit

- case for 100 mm Eurocards with various combination possibilities
- integrated guide slots in 5,08 mm grid spacing (1 HP)
- the 2 mm thick front panels can be drilled and printed according to your requirements
- Suitable version for EMC by means of electrical conductive surfaces (TP) and additional conductive seals (protection class IP 54 achievable) < M 19
- the KO series profiles can be combined with one another as well as with profiles of module designs HB and M

Profile versions:
KO H = cover
KO E = 19" insert module
KO K = cooling fins
KO L = screw strap
KO W = cooling case
KO N = slot for sliding nut M 4
KO T = with integrated fixing clamp for 35 mm DIN mounting rail
KO P = Desk cover with the possibility to integrate foils on front or foil keyboards
KO F = with THFU installation possibility

- boîtier pour carte Euro de 100 mm avec diverses possibilités de combinaison
- rainures de guidage intégrées avec pas de 5,08 mm (1 UL)
- les couvercles d'épaisseur 2 mm peuvent être percés et imprimés suivant vos instructions
- version pour CEM au moyen des surfaces conductrices (TP) et de plus par blindages conductrices (indice de protection possible IP 54) ‡M 19
- les profils de la série KO peuvent être combinés entre eux ainsi qu'avec les profils des cassettes forme HB et M

Types de profilés:
KO H = capot
KO E = cassette d'insertion 19"
KO K = ailettes de dissipation
KO L = attache à vis
KO W = boîtier de dissipation
KO N = fente pour écrou coulissant M 4
KO T = avec fixation à clip pour verrou rail DIN 35 mm
KO P = Couvercle de console avec la possibilité d´intégreer eds feuilles avantes ou des claviers en feuille
KO F = avec la possibilité d'assembler avec THFU

Beispiele für KO-Gehäuse:

KO H



KO K

■□□ Haube und Kühlrippen
□■□ Haube und Einschubkassette
□□■ Pultaufsatz und Haube

KO H



KO L

■□□ Haube und Schraublasche
□■□ mit kundenspezifischer Deckplatte
□□■ für 35 mm DIN-Tragschiene

Profil als Meterware ⟷ 1000 mm

Examples of KO-cases:



KO E **KO H**

cover and cooling fins
cover and insert module
desk cover and cover

KO H



KO H

Cover and screw strap
with cover plate to customer's specification
for 35 mm DIN mounting rail

Profile in metre lengths ⟷ 1000 mm

Exemples des boîtiers KO:

KO P



KO H

capôt et ailettes de dissipation
capôt et cassette d'insertion
couvercle de console et capôt

KO H



KO H **KO T**

capôt et attache à vis
avec couvercle suivant demande du client
pour verrou rail DIN 35 mm

Profilés en mètre courant ⟷ 1000 mm

M

Kombinationsgehäuse | Combination case | Boîtier combiné

KO H 0

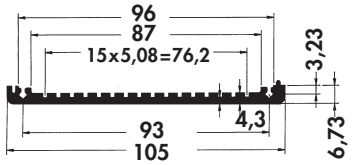

KO H 1

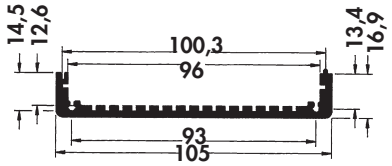

KO H 2

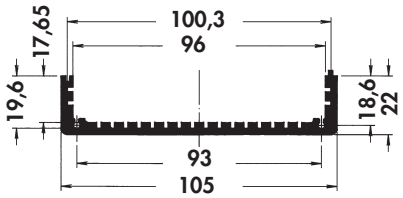

KO H 4A

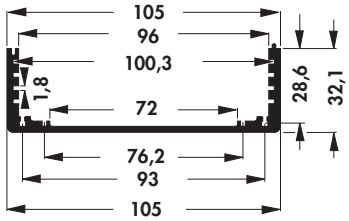

KO H 6

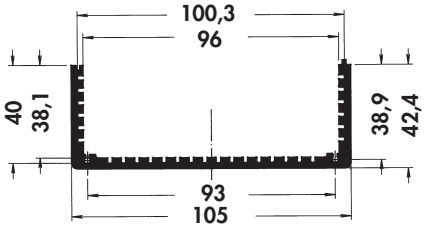

KO H 8

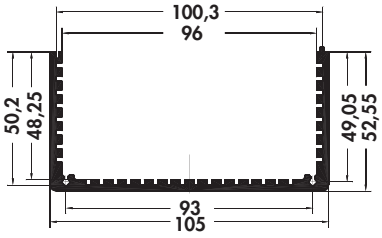

KO H 10

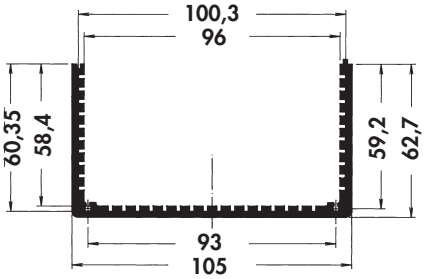

KO H 14

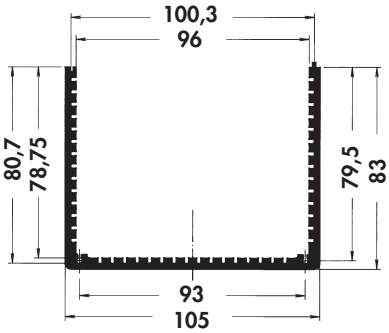

KO F 3

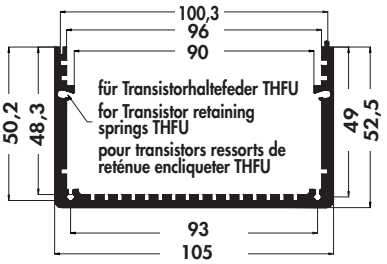

KO P 2

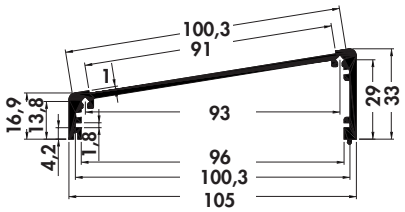

KO E 14

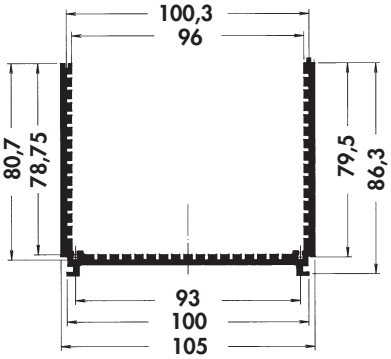

KO E 2

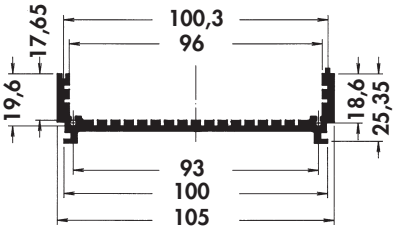

KO T 2

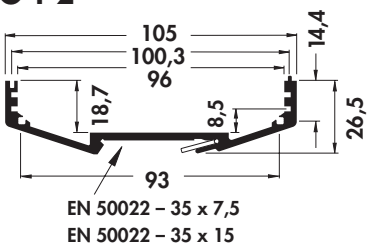

KO N 2

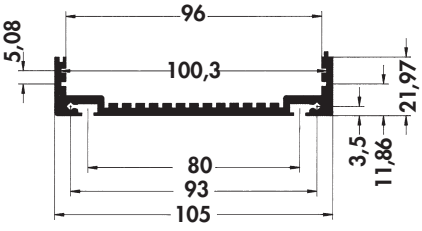

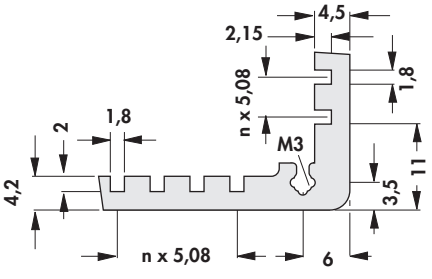

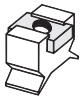

Schiebemutter M 4 passend für KON
Art. Nr. SM 4
Slide nut M 4 suitable for KON
Art. No. SM 4
Erou coulissant convenable pour KON
Art. n° SM 4

M

Kombinationsgehäuse	Combination case	Boîtier combiné

KO K 14

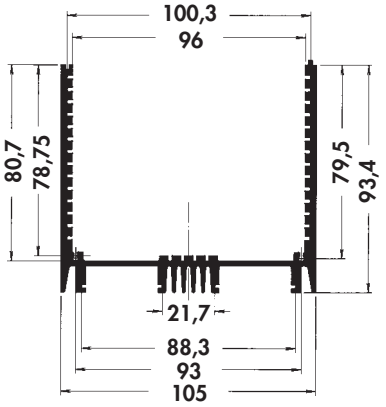

KO W 2

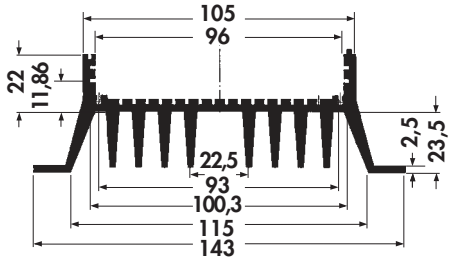

KO L 1

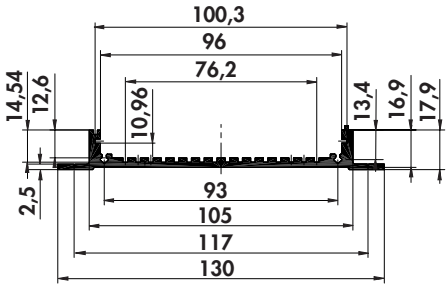

KO K 2

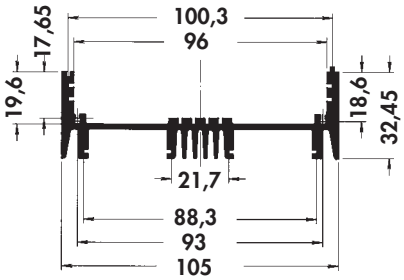

KO L 2

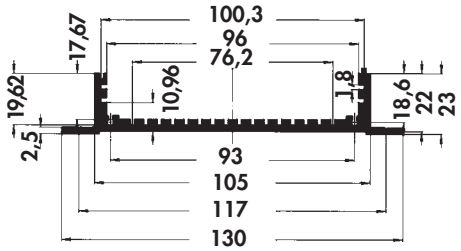

KO R 2

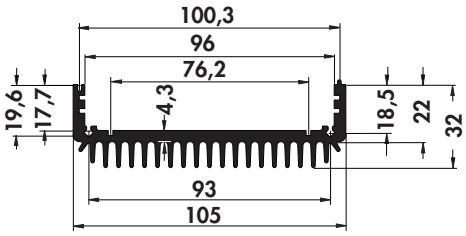

*

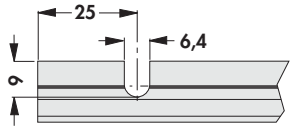

* = Befestigungsschlitze KO L 1, KO L 2 — fixing slots KO L 1, KO L 2 — découpes de fixation KO L 1, KO L 2

M

Andere Kombinationsmöglichkeiten, Anzahl der Führungsnuten oder Oberflächenausführungen auf Anfrage

Other combination possibilities, number of the guide slots or surface finishes on request

Autres possibilités de combinaison, nombres de rainures de guidage et finitions de surface sur demande

Kombinationsgehäuse | Combination case | Boîtier combiné

Bestellbeispiel | Order example | Exemple de commande

KO K 2 — erstes Profil / first profile / premier profilé

KO H 10 — zweites Profil / second profile / deuxiéme profilé

160 — lieferbare Innenlängen:
100, 120, 160, 200, 220 mm

available lengths (internal dimension):
100, 120, 160, 200, 220 mm

longueurs intérieures livrables:
100, 120, 160, 200, 220 mm

MS — gewünschte Oberflächenausführung:
SA = komplettes Gehäuse schwarz eloxiert
ME = komplettes Gehäuse naturfarbig eloxiert
MS = Gehäuseprofil schwarz eloxiert, Deckplatten naturfarbig eloxiert
TP = komplettes Gehäuse transparent passiviert
andere Oberflächen auf Anfrage

requested surface finish:
SA = complete case black anodised
ME = complete case clear anodised
MS = case profile black anodised, cover panels clear anodised
TP = complete case transparent passivated
other surfaces on request

finition souhaitée:
SA = boîter complet, anodisé noir
ME = boîter complet, anodisé nature
MS = profilé de boîtier, anodisation noire, couvercles anodisation nature
TP = boîter complet, passivé transparent
autres surfaces sur demande

Deckelplatten bitte gesondert bestellen.

Please order cover plates seperately.

Veuillez commander des couvercles seperat s. v. p..

Komplette Gehäuse/ Kombinationsmöglichkeiten | Complete cases/ Combination possibilities | Boîtiers complets/ Possibilités de combinaison

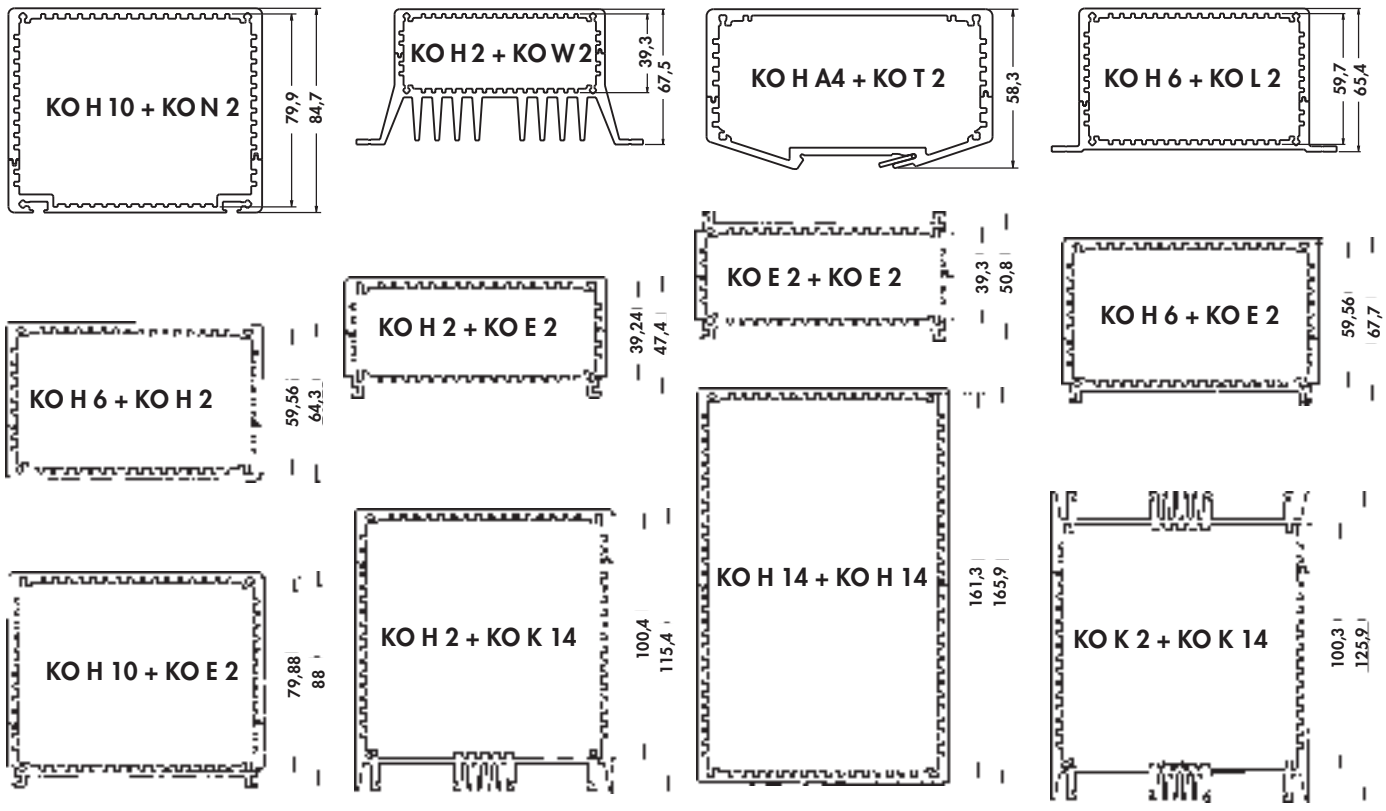

M

Aluminium-Kleingehäuse	Miniature aluminium case	Boîtier AL de petite dimension	➜ M 23 – 26
EMV-Dichtungen	EMC seals	Joints CEM	➜ M 19 – 20
Frontplatten nach Kundenwunsch	Front panels to customer's request	Faces avant à la demande du client	➜ M 37 – 38
Pultgehäuse	Desk consoles	Consoles	➜ M 7