LIMITRON™ Class J

JKS — 600Vac, 1-60A, Fast-Acting Fuses



Description: Advanced protection Class J curent-limiting, fast-acting fuses.

Catalog Symbol: JKS-(amp)

Ratings:

Volts — 600Vac

Amps — 1-60A

IR — 200kA Vac RMS Sym.

Agency Information:

CE, UL Listed, Std. 248-8, Class J, Guide JDDZ, File E4273

CSA Certified, C22.2 No. 248.8, Class 1422-02, File 53787

Catalog Numbers (amps)

JKS-1	JKS-8	JKS-30
JKS-2	JKS-10	JKS-35
JKS-3	JKS-12	JKS-40
JKS-4	JKS-15	JKS-45
JKS-5	JKS-20	JKS-50
JKS-6	JKS-25	JKS-60

Carton Quantity:

Amp Rating	Carton Qty.
1–60	10

Dimensions - in

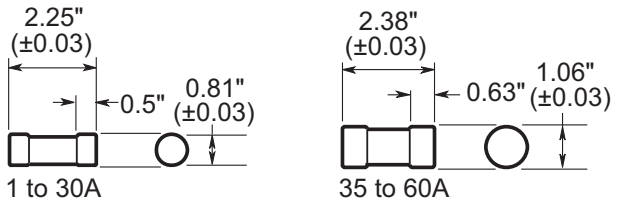

Features:

- Provides 10X better current limitation to help prevent equipment damage caused by short-circuit events.
- 200kA Interrupting rating complies with NEC® Section 110.9 for today's large capacity systems.
- Fast-acting fuse helps prevent equipment damage caused by short-circuit events.
- Ideal for critical industrial or commercial applications that have specific current limitation requirements.

Recommended Fuse Blocks and Holders

Fuse Amps	1-Pole	2-Pole	3-Pole
Open Blocks			
0-30	J60030-1_	J60030-2_	J60030-3_
35-60	J60060-1_	J60060-2_	J60060-3_
"Pyramid" Blocks			
0-30	—	—	JP60030-3_
CH Series Holders			
0-30	CH30J1_	CH30J2_	CH30J3_
35-60	CH60J1_	CH60J2_	CH60J3_
Safety J™ Holders			
0-30	JT60030_	—	—
35-60	JT60060_	—	—

For additional information on the Class J fuse blocks and holders, see data sheets # 1114 (open blocks), #1108 (pyramid blocks), # 2144 (CH Series) and # 1152 (Safety J).

Fuse Reducers For Class J Fuses

Equipment Fuse Clips	Desired Fuse (Case) Size	Catalog Numbers (Pairs)
60A	30A	J-63
100A	30A	J-13
	60A	J-16
200A	60A	J-26†

† Not for bolt-in applications.

JKS — 600Vac, 1-60A, Fast-Acting Fuses

Time-Current Curves - Average Melt

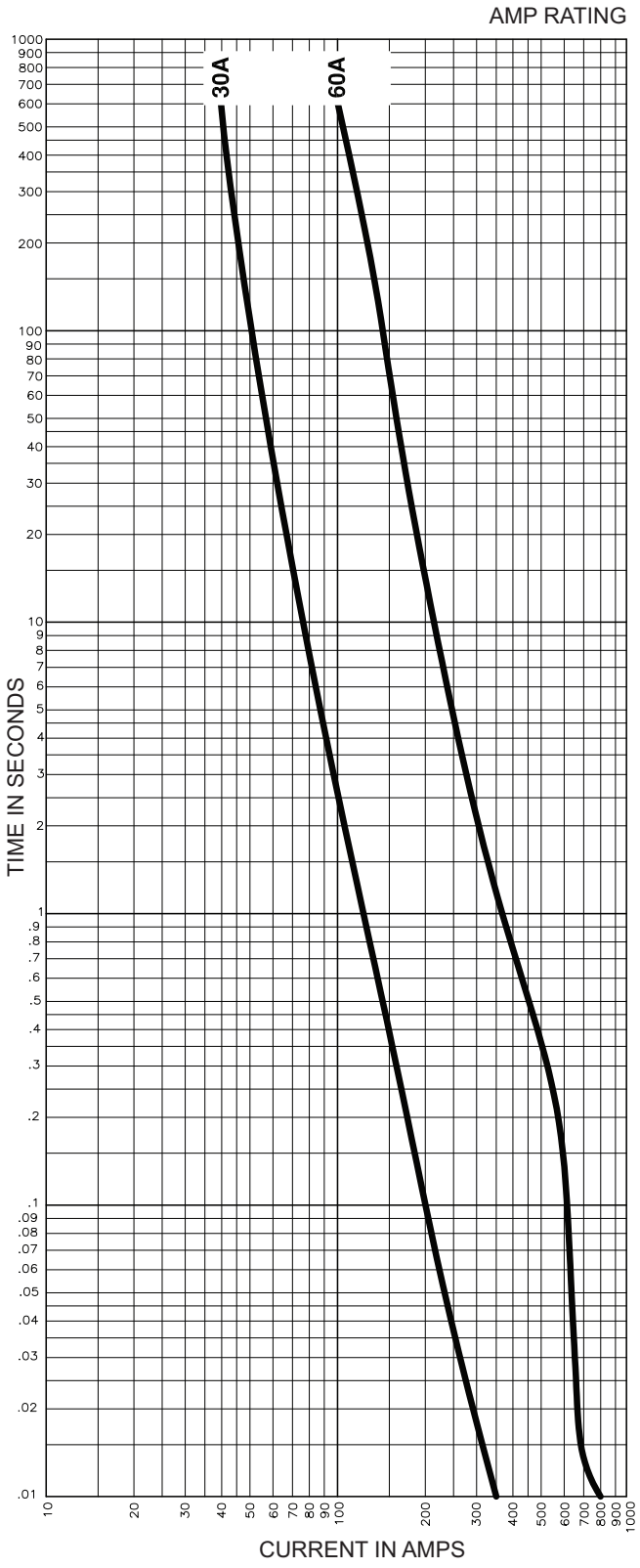

JKS — 600Vac, 1-60A, Fast-Acting Fuses

Current-Limitation Curves

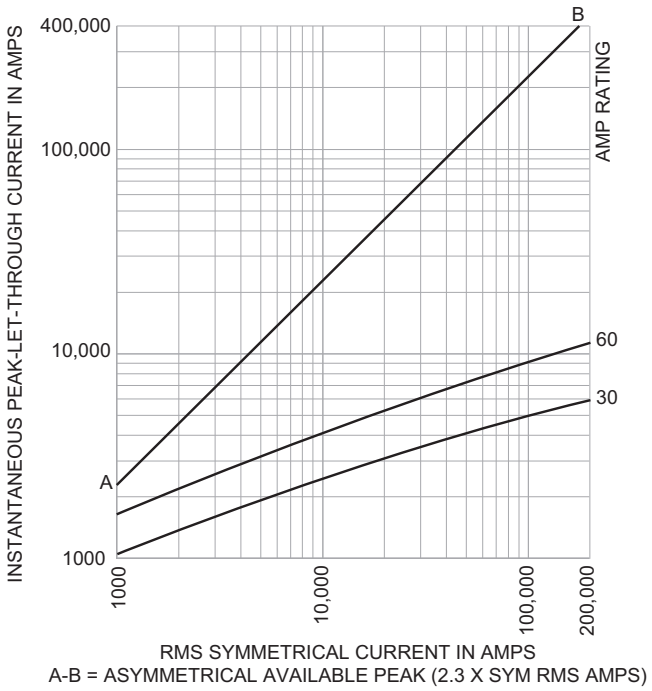

A-B = ASYMMETRICAL AVAILABLE PEAK (2.3 X SYM RMS AMPS)

Current-Limiting Effects

Prosp. S.C.C.	Let-Through Current (Apparent RMS Symmetrical Vs. Fuse Rating)	
—	30A	60A
5000	1000	1000
10,000	1000	2000
15,000	1000	2000
20,000	1000	2000
25,000	2000	3000
30,000	2000	3000
35,000	2000	3000
40,000	2000	3000
50,000	2000	3000
60,000	2000	3000
70,000	2000	3000
80,000	2000	3000
90,000	2000	4000
100,000	2000	4000
150,000	2000	5000
200,000	3000	5000

The only controlled copy of this Data Sheet is the electronic read-only version located on the Bussmann Network Drive. All other copies of this document are by definition uncontrolled. This bulletin is intended to clearly present comprehensive product data and provide technical information that will help the end user with design applications. Bussmann reserves the right, without notice, to change design or construction of any products and to discontinue or limit distribution of any products. Bussmann also reserves the right to change or update, without notice, any technical information contained in this bulletin. Once a product has been selected, it should be tested by the user in all possible applications.