# Buss High Voltage Fuses
## 1000 - 10,000 Volts

# HV Series




CATALOG SYMBOL: HVA, HVB, HVJ, HVL, HVR, HVT, HVU, HVW, AND HVX
NON-TIME DELAY
1000 TO 10,000 VOLTS

**13/32" and 13/16" x Length**
(10.3mm and 20.6mm x Length)
**For High Voltage Circuits**

- Non-Time Delay fuses for high voltage instruments and circuits.
- Physical size varies with electical rating of fuse to prevent over-fusing.
- Use HVA, HVB, HVJ an d HVL for circuits up to 20kw dc or 30 KVA ac. For higher interrupting capacity, use HVR, HVT, HVU, HVW and HVX.

### Test Specifications

| Catalog Number | Load | Opening Time |
|---|---|---|
| HVA, HVB, HVJ, HVL | 110%<br>135% | 4 Hours (min.)<br>1 Hour (max.) |
| HVR, HVT, HVU, HVW, HVX | 100%<br>150% | 4 Hours (min.)<br>1 Hour (max.) |

| Amps | | Dia. | Length In. | Length mm | *Wt./100 Lbs. | *Wt./100 Kg |
|---|---|---|---|---|---|---|
| **HVA (1000 Volts)** | | | | | | |
| 1/16 | 3/4 | | | | | |
| 1/8 | 1 | | | | | |
| 1/4 | 1-1/2 | | | | | |
| 1/10 | 2 | 0.41" | 3" | 76.1 | 2 | 0.91 |
| 2/10 | 3 | | | | | |
| 3/10 | 4 | | | | | |
| 3/8 | 6 | | | | | |
| 1/2 | 10 | | | | | |
| **HVB (2500 Volts)** | | | | | | |
| 1/2 | 1-1/2 | | | | | |
| 3/4 | 2 | 0.41" | 4.5" | 114.2 | 3 | 1.36 |
| 1 | 3 | | | | | |
| **HVJ (5000 Volts)** | | | | | | |
| 1/16 | 1-1/2 | | | | | |
| 1/8 | 2 | | | | | |
| 1/4 | 4 | 0.81" | 5" | 126.9 | 9 | 4.08 |
| 1/2 | 6 | | | | | |
| 3/4 | 10 | | | | | |
| 1 | — | | | | | |
| **HVL (10,000 Volts)** | | | | | | |
| 1/16 | 1 | | | | | |
| 1/8 | 1-1/2 | | | | | |
| 1/4 | 2 | 0.81" | 10" | 253.8 | 15 | 6.80 |
| 1/2 | 3 | | | | | |
| **HVR (1000 Volts) (max. S.C. KVA-500)** | | | | | | |
| 1/2 | 3 | | | | | |
| 1 | 4 | 0.41" | 3" | 76.1 | 3 | 1.36 |
| 2 | 5 | | | | | |
| **HVT (2500 Volts) (max. S.C. KVA-1250)** | | | | | | |
| 1/2 | 3 | | | | | |
| 1 | 5 | 0.41" | 4.5" | 114.2 | 4 | 1.81 |
| 2 | — | | | | | |
| **HVU (5000 Volts) (max. S.C. KVA-2500)** | | | | | | |
| 1/2 | 3 | | | | | |
| 1 | 4 | 0.81" | 5" | 126.9 | 19 | 8.62 |
| 2 | 5 | | | | | |
| **HVW (1200 Volts) (max. S.C. KVA-5000)** | | | | | | |
| 1/2 | 3 | | | | | |
| 1 | 4 | 0.41" | 2.25" | 57.1 | 2 | 0.91 |
| 2 | 5 | | | | | |
| | 8 | | | | | |
| **HVX (10,000 Volts) (max. S.C. KVA-12,000)** | | | | | | |
| 1/2 | 3 | | | | | |
| 1 | 5 | 0.41" | 10.0" | 253.8 | 36 | 16.33 |

*Shipping.

Carton quantity: 10.

# Buss High Voltage Fuses
## 1000 - 10,000 Volts

# HV Series



CATALOG SYMBOL: 4528, 4529, 4530, AND 2960 FUSE BLOCKS

**For BUSS High Voltage Fuses**
(1000 to 10,000 Volts)

- Bakelite base.
- Alloy plated terminals.

**Dimensional Data**

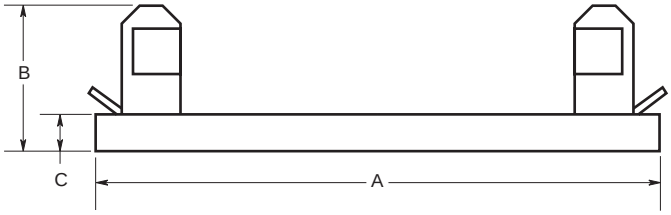


| For Fuse Sym. | Bock Cat. No. | *Dimensions Inches/(mm's) A | B | C | Base Width |
|---|---|---|---|---|---|
| HVA | 4528 | 3.75" | 1.125" | 0.38" | 1.0" |
| HVR | | (95.3) | (28.6) | (9.5) | (25.4) |
| HVB | 4529 | 5.25" | 1.125" | 0.38" | 1.0" |
| HVT | | (133.4) | (28.6) | (9.5) | (25.4) |
| HVJ | 4530 | 6.5" | 1.66" | 0.5" | 1.38" |
| HVU | | (165.1) | (42.1) | (12.7) | (34.9) |
| HVL | 2960 | 11.44" | 1.45" | 0.75" | 1.38" |
| HVX | | (290.5) | (48.4) | (19.1) | (34.9) |

*Two mounting holes:
Use #8 screws on blocks 4528 and 4529.
Use #10 screws on blocks 4530 and 2960.

**Time-Current Characteristic Curves—Average Melt**

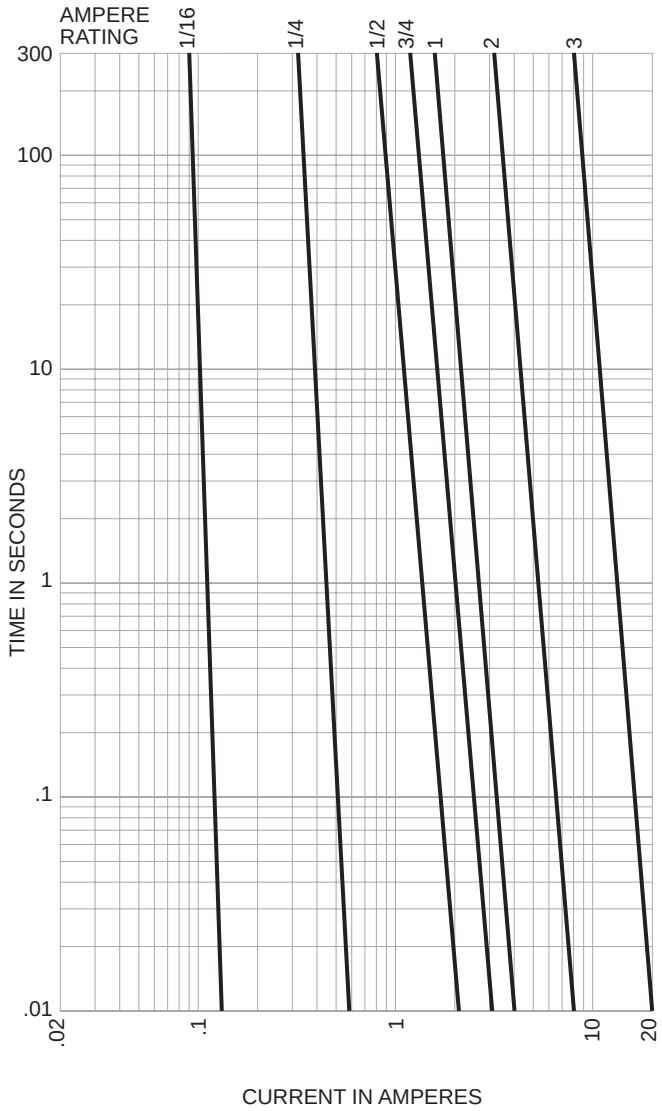


The only controlled copy of this BIF document is the electronic read-only version located on the Bussmann Network Drive. All other copies of this BIF document are by definition uncontrolled. This bulletin is intended to clearly present comprehensive product data and provide technical information that will help the end user with design applications. Bussmann reserves the right, without notice, to change design or construction of any products and to discontinue or limit distribution of any products. Bussmann also reserves the right to change or update, without notice, any technical information contained in this bulletin. Once a product has been selected, it should be tested by the user in all possible applications.