Digital transistors (built-in resistors)

DTC143EE / DTC143EUA / DTC143EKA
DTC143ESA

●Features

1) Built-in bias resistors enable the configuration of an inverter circuit without connecting external input resistors (see equivalent circuit).
2) The bias resistors consist of thin-film resistors with complete isolation to allow negative biasing of the input. They also have the advantage of almost completely eliminating parasitic effects.
3) Only the on / off conditions need to be set for operation, making device design easy.

●Structure

NPN digital transistor
(Built-in resistor type)

●Equivalent circuit

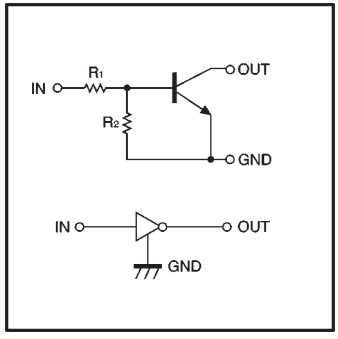

●External dimensions (Units: mm)

DTC143EE

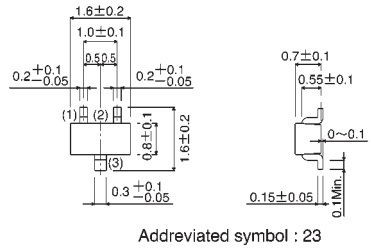

ROHM : EMT3

Addreviated symbol : 23

(1) GND
(2) IN
(3) OUT

DTC143EUA

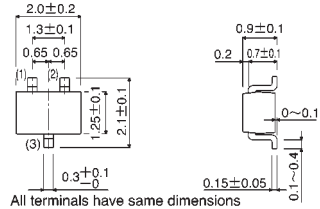

ROHM : UMT3
EIAJ : SC-70

All terminals have same dimensions

Addreviated symbol : 23

(1) GND
(2) IN
(3) OUT

DTC143EKA

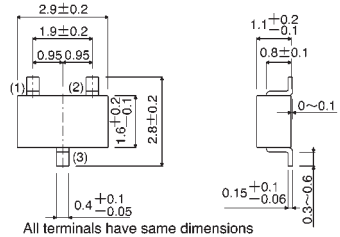

ROHM : SMT3
EIAJ : SC-59

All terminals have same dimensions

Addreviated symbol : 23

(1) GND
(2) IN
(3) OUT

DTC143ESA

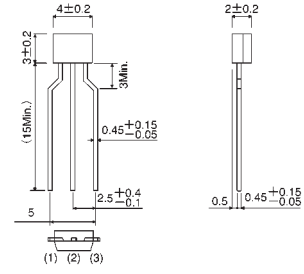

ROHM : SPT
EIAJ : SC-72

(1) GND
(2) OUT
(3) IN

(96-328-C143E)

●Absolute maximum ratings (Ta = 25°C)

Parameter	Symbol	Limits (DTC143E□)				Unit
		E	UA	KA	SA	
Supply voltage	V_{CC}	50				V
Input voltage	V_{IN}	−10～+30				V
Output current	I_O	100				mA
	$I_{C(Max.)}$	100				
Power dissipation	Pd	150	200		300	mW
Junction temperature	Tj	150				℃
Storage temperature	Tstg	−55～+150				℃

●Electrical characteristics (Ta = 25°C)

Parameter	Symbol	Min.	Typ.	Max.	Unit	Conditions
Input voltage	$V_{I(off)}$	—	—	0.5	V	V_{CC}=5V, I_O=100 μA
	$V_{I(on)}$	3	—	—		V_O=0.3V, I_O=20mA
Output voltage	$V_{O(on)}$	—	0.1	0.3	V	I_O/I_I=10mA/0.5mA
Input current	I_I	—	—	1.8	mA	V_I=5V
Output current	$I_{O(off)}$	—	—	0.5	μA	V_{CC}=50V, V_I=0V
DC current gain	G_I	20	—	—	—	V_O=5V, I_O=10mA
Input resistance	R_1	3.29	4.7	6.11	kΩ	—
Resistance ratio	R_2/R_1	0.8	1	1.2	—	—
Transition frequency	f_T	—	250	—	MHz	V_{CE}=10V, I_E=−5mA, f=100MHz ✻

✻ Transition frequency of the device

●Packaging specifications

Part No.	Package	EMT3	UMT3	SMT3	SPT
	Packaging type	Taping	Taping	Taping	Taping
	Code	TL	T106	T146	TP
	Basic ordering unit (pieces)	3000	3000	3000	5000
DTC143EE		○	—	—	—
DTC143EUA		—	○	—	—
DTC143EKA		—	—	○	—
DTC143ESA		—	—	—	○

●Electrical characteristic curves

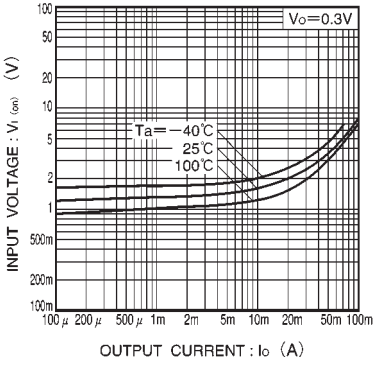

Fig.1 Input voltage vs. output current (ON characteristics)

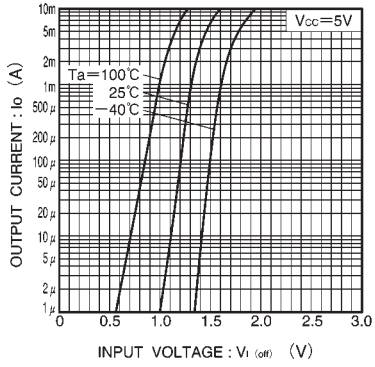

Fig.2 Output current vs. input voltage (OFF characteristics)

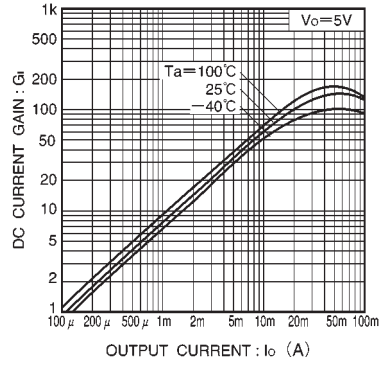

Fig.3 DC current gain vs. output current

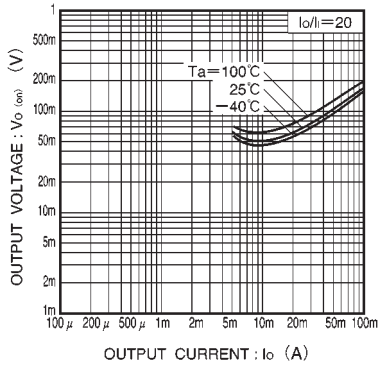

Fig.4 Output voltage vs. output current