CONCEPT™ PANEL CONVERSION KIT

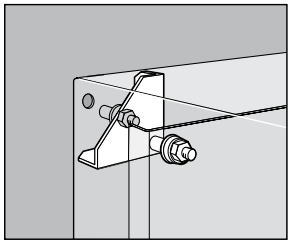

Panel Conversion Kit adapts enclosure for mounting standard NEMA-style panels in CONCEPT™ enclosures. Bracket attaches to rear collar stud. Kit includes four adapter plates and hardware for mounting panel.

BULLETIN: CWY

Catalog Number	Material	Fits CONCEPT Enclosure
CCPM4	Steel	When A x B is equal to or less than 30.00 x 30.00 in. (762 x 762 mm)

SWING-OUT RACK FRAME



Swing-Out Rack Frames provide 120-degree swing-out access for 19-in. rack equipment. Welded rack frame mounts to front flange. Distance from frame to door surface is 1.32 in. (33 mm) for solid doors and 1.07 in. (27 mm) for window doors. Frame is painted white. Mounting hinge and latching hardware provided.
Order separately clip nut package catalog number XNM5 and screws XSM5 (metric) or AN1032 and screws AS1032 (English).
Swing-Out Rack Frame cannot be mounted on adjustable mounting kit.

BULLETIN: CWY

Catalog Number	Material	Fits Enclosure A x B
CSF2424	Painted steel	24.00 x 24.00 in. (610 x 610 mm)
CSF3024	Painted steel	30.00 x 24.00 in. (762 x 610 mm)
CSF3624	Painted steel	36.00 x 24.00 in. (914 x 610 mm)

CONCEPT™ ADJUSTABLE-DEPTH MOUNTING KITS



Adjustable-Depth Mounting Kits provide mounting means for installing panels, swing-out panels, DIN rails, rack angles, mounting channels or grid straps at any depth from front to rear of enclosure. Kits include slide mechanisms and hardware. Use two kits when enclosure has six collar studs for mounting panel. Kit catalog numbers ending in 2 contain two slide mechanisms; catalog numbers ending in 4 contain four slide mechanisms.
Dead Front Panel and Swing-Out Rack Frame cannot be mounted on adjustable mounting kit.

BULLETIN: CWY

Catalog Number	Fits CONCEPT Enclosure (in.)	Fits CONCEPT Enclosure (mm)
CAM64	when C = 6.00	when C = 152
CAM82	when C = 8.00	when C = 203
CAM84	when C = 8.00	when C = 203
CAM102	when C = 10.00	when C = 254
CAM104	when C = 10.00	when C = 254
CAM122	when C = 12.00	when C = 305
CAM124	when C = 12.00	when C = 305
CAM162	when C = 16.00	when C = 406
CAM164	when C = 16.00	when C = 406
CAM202	when C = 20.00	when C = 508
CAM204	when C = 20.00	when C = 508

POLE-MOUNT KIT





Use to mount CONCEPT™ , Networking and wall-mount enclosures to poles of various sizes and shapes. Simply attach the plated steel channel bar to the mounting holes at the back of the enclosure and wrap the stainless steel strap around the pole and through the bar. Kit includes two mounting channels, two straps suitable for 3-in. (76-mm) to 12-in. (305-mm) diameter pole and mounting hardware.

BULLETIN: CWY

Catalog Number	Fits Enclosure (in.)	Fits Enclosure (mm)
CPMK12	when B = 12.00	when B = 305
CPMK16	when B = 16.00	when B = 406
CPMK20	when B = 20.00	when B = 508
CPMK24	when B = 24.00	when B = 610
CPMK30	when B = 30.00	when B = 762

MOUNTING CHANNELS



Mounting Channels provide mounting framework for installing DIN rails and grid straps at various positions within the enclosure. Channels can be mounted vertically or horizontally to collar studs or to the slide mechanisms of the adjustable-depth mounting kit. Kit includes two channels.

BULLETIN: CWY

Catalog Number	Fits CONCEPT Enclosure
CMC12	when A or B = 12.00 in. (305 mm)
CMC16	when A or B = 16.00 in. (406 mm)
CMC20	when A or B = 20.00 in. (508 mm)
CMC24	when A or B = 24.00 in. (610 mm)
CMC60	when A or B = 60.00 in. (1524 mm)

RACK-MOUNT ANGLES

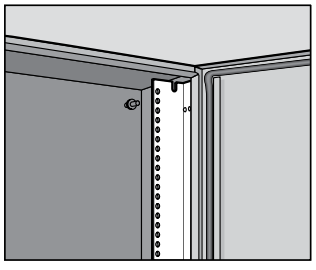

Rack-Mount Angles are a mounting means for 19-in. rack equipment in 24-in. wide enclosures. L-shaped through-hole angles attach to enclosure flange or the adjustable-depth mounting kit. Holes are .281 in. (7 mm) in diameter. Clear plated 14 gauge steel construction. Mounting hardware included.
Order separately clip nut package catalog number XNM5 and screws XSM5 (metric) or AN1032 and screws AS1032 (English).

BULLETIN: CWY

Catalog Number	Fits CONCEPT Enclosure	Rack Units
CRA12TH	when A = 24.00 in. (610 mm)	12
CRA16TH	when A = 30.00 in. (762 mm)	16

DIN3 RAIL KITS



DIN3 Rail Kits supply mounting surfaces for DIN mount snap-on devices in either DIN 1, DIN 3 or CENELEC styles. Rails attach vertically or horizontally to rear collar stud or to mounting channels. Kit includes three rails and mounting hardware.

BULLETIN: CWY

Catalog Number	Fits CONCEPT Enclosure
CDR3P12	when A or B = 12.00 in. (305 mm)
CDR3P16	when A or B = 16.00 in. (406 mm)
CDR3P20	when A or B = 20.00 in. (508 mm)
CDR3P24	when A or B = 24.00 in. (610 mm)

CONCEPT™ PANELS

These panels are taller and wider than corresponding NEMA-size panels. Panels are 14 or 12 gauge steel and painted white or have a conductive finish.
Panels have a formed flange along any side that is longer than 22.20 in. (564 mm). CP2420 and CP2424 have a flange on all four sides.

BULLETIN: CWP, CWY, DWDH2

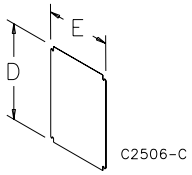

Catalog Number	Panel Type	Panel Size D x E (in.)	Panel Size D x E (mm)	Gauge
CP1212	Painted steel	10.20 x 10.20	259 x 259	14
CP1212G	Conductive	10.20 x 10.20	259 x 259	14
CP1612	Painted steel	14.20 x 10.20	361 x 259	14
CP1612G	Conductive	14.20 x 10.20	361 x 259	14
CP1616	Painted steel	14.20 x 14.20	361 x 361	12
CP1616G	Conductive	14.20 x 14.20	361 x 361	12
CP2016	Painted steel	18.20 x 14.20	462 x 361	12
CP2016G	Conductive	18.20 x 14.20	462 x 361	12
CP2014	Painted steel	18.20 x 12.20	462 x 310	14
CP2014G	Conductive	18.20 x 14.20	462 x 310	14
CP2416	Painted steel	22.20 x 14.20	564 x 361	12
CP2416G	Conductive	22.20 x 14.20	564 x 361	12
CP2020	Painted steel	18.20 x 18.20	462 x 462	12
CP2020G	Conductive	18.20 x 18.20	462 x 462	12
CP2420	Painted steel	22.20 x 18.20	564 x 462	12
CP2420G	Conductive	22.20 x 18.20	564 x 462	12
CP3020	Painted steel	28.20 x 18.20	716 x 462	12
CP3020G	Conductive	28.20 x 18.20	716 x 462	12
CP3220	Painted steel	30.20 x 18.20	762 x 462	12
CP4420	Painted steel	42.20 x 18.20	1072 x 462	12
CP5620	Painted steel	53.20 x 18.20	1351 x 462	12
CP2424	Painted steel	22.20 x 22.20	564 x 564	12
CP2424G	Conductive	22.20 x 22.20	564 x 564	12
CP3024	Painted steel	28.20 x 22.20	716 x 564	12
CP3024G	Conductive	28.20 x 22.20	716 x 564	12
CP3624	Painted steel	34.20 x 22.20	869 x 564	12
CP3624G	Conductive	34.20 x 22.20	869 x 564	12
CP4824	Painted steel	46.20 x 22.20	1173 x 564	12
CP4824G	Conductive	46.20 x 22.20	1173 x 564	12
CP3030	Painted steel	28.20 x 28.20	716 x 716	12
CP3030G	Conductive	28.20 x 28.20	716 x 716	12
CP3630	Painted steel	34.20 x 28.20	869 x 716	12
CP3630G	Conductive	34.20 x 28.20	869 x 716	12
CP4230	Painted steel	40.20 x 28.20	1021 x 716	12
CP4230G	Conductive	40.20 x 28.20	1021 x 716	12
CP3636	Painted steel	34.20 x 34.20	869 x 869	12
CP3636G	Conductive	34.20 x 34.20	869 x 869	12
CP4236	Painted steel	40.20 x 34.20	1021 x 869	12
CP4236G	Conductive	40.20 x 34.20	1021 x 869	12
CP4836	Painted steel	46.20 x 34.20	1173 x 869	12
CP4836G	Conductive	46.20 x 34.20	1173 x 869	12
CP6036	Painted steel	58.20 x 34.20	1478 x 869	12
CP6036G	Conductive	58.20 x 34.20	1478 x 869	12
CP2442	Painted steel	22.20 x 40.20	564 x 1021	12
CP2442G	Conductive	22.20 x 40.20	564 x 1021	12
CP3048	Painted steel	28.20 x 46.20	716 x 1173	12
CP3048G	Conductive	28.20 x 46.20	716 x 1173	12
CP3060	Painted steel	28.20 x 58.20	716 x 1478	12
CP3060G	Conductive	28.20 x 58.20	716 x 1478	12
CP7236	Painted steel	70.20 x 34.20	1783 x 869	12

Catalog number CP4230 is used on CONCEPT disconnect enclosures.

CONCEPT™ SWING-OUT PANELS



CSPB panels CSP panels

Panels swing clear from the front of the enclosure to provide access to mounted internal equipment. For CSPB panels, maximum swing is 94 degrees. For CSP panels, maximum panel swing is 106 degrees. Distance from panel surface to door when in the latched position is 1.71 in. (43 mm) for solid doors and 1.45 in. (37 mm) for window doors. Kits include panel, brackets and hardware to mount to the front flange. Panel is painted white.

Swing-out panels also can be mounted on front-to-back adjustable rails. CSPB panels require adapter CSPBADB and front-to-back adjustable rails for front-to-back adjustment.

BULLETIN: CWY

CSPB Panels

Catalog Number	Fits Enclosure Size (in.)	Fits Enclosure Size (mm)	Panel Size (in.)	Panel Size (mm)
CSPB1212	12.00 x 12.00	305 x 305	9.72 x 9.75	247 x 248
CSPB1612	16.00 x 12.00	406 x 305	13.72 x 9.75	349 x 248
CSPB1616	16.00 x 16.00	406 x 406	13.72 x 13.75	349 x 349
CSPB1620	16.00 x 20.00	406 x 508	13.72 x 17.75	349 x 451
CSPB2016	20.00 x 16.00	508 x 406	17.72 x 13.75	450 x 349
CSPB2020	20.00 x 20.00	508 x 508	17.72 x 17.75	450 x 451
CSPB2024	20.00 x 24.00	508 x 610	17.72 x 21.75	450 x 553
CSPB2416	24.00 x 16.00	610 x 406	21.72 x 13.73	552 x 349
CSPB2420	24.00 x 20.00	610 x 508	21.72 x 17.75	552.452
CSPB2424	24.00 x 24.00	610 x 610	21.72 x 21.75	552 x 553
CSPB2430	24.00 x 30.00	610 x 762	21.72 x 27.75	552 x 705
CSPB3020	30.00 x 20.00	762 x 508	27.72 x 17.75	704 x 451
CSPB3024	30.00 x 24.00	762 x 610	27.72 x 21.75	704 x 553
CSPB3030	30.00 x 30.00	762 x 762	27.72 x 27.75	704 x 705
CSPB3624	36.00 x 24.00	914 x 610	33.72 x 21.75	857 x 553
CSPB3630	36.00 x 30.00	914 x 762	33.72 x 27.75	857 x 705
CSPB3636	36.00 x 36.00	914 x 914	33.72 x 33.75	857 x 857
CSPB4236	42.00 x 36.00	1067 x 914	39.72 x 33.75	1009 x 857
CSPB4824	48.00 x 24.00	1219 x 610	45.72 x 21.75	1161 x 553
CSPB4836	48.00 x 36.00	1219 x 914	45.72 x 33.75	1161 x 857
CSPB6036	60.00 x 36.00	1542 x 914	57.72 x 33.75	1466 x 857

CSP Panels

Catalog Number	Fits Enclosure (in.)	Fits Enclosure (mm)	Panel Size (in.)	Panel Size (mm)
CSP1212	12.00 x 12.00	305 x 305	9.78 x 9.84	248 x 250
CSP1612	16.00 x 12.00	406 x 305	13.78 x 9.84	350 x 250
CSP1616	16.00 x 16.00	406 x 406	13.78 x 13.84	350 x 352
CSP1620	16.00 x 20.00	406 x 508	13.78 x 17.84	350 x 453
CSP2016	20.00 x 16.00	508 x 406	17.78 x 13.84	452 x 352
CSP2020	20.00 x 20.00	508 x 508	17.78 x 17.84	452 x 453
CSP2024	20.00 x 24.00	508 x 610	17.78 x 21.84	452 x 555
CSP2416	24.00 x 16.00	610 x 406	21.78 x 13.84	553 x 352
CSP2420	24.00 x 20.00	610 x 508	21.78 x 17.84	553 x 453
CSP2424	24.00 x 24.00	610 x 610	21.78 x 21.84	553 x 555
CSP3020	30.00 x 20.00	762 x 508	27.78 x 17.84	706 x 453
CSP3024	30.00 x 24.00	762 x 610	27.78 x 21.84	706 x 555
CSP3030	30.00 x 30.00	762 x 762	27.78 x 27.84	706 x 707
CSP3624	36.00 x 24.00	914 x 610	33.78 x 21.84	858 x 555
CSP3630	36.00 x 30.00	914 x 762	33.78 x 27.84	858 x 707
CSP3636	36.00 x 36.00	914 x 914	33.78 x 33.84	858 x 860

CONCEPT™ ADAPTER BRACKET

Adapter bracket for use with CONCEPT™ B-style Swing-Out Panels and Adjustable-Depth Mounting Kits. Bracket enables the B-style swing-out panels to be mounted in infinite front-to-back positions within a CONCEPT enclosure.

BULLETIN: CWY

Catalog Number	Material
CSPBADB	Steel

HANDLES



Handles can replace the standard slotted insert on all CONCEPT™ wall-mount enclosures. The CONCEPT non-locking handle provides quick and easy access to the enclosure contents. Handle is black plastic. A zinc die-cast keylock handle is available for applications requiring quick access and security. A padlocking handle, also zinc die-cast, accommodates a padlock with up to a 5/16-in. locking bar. Each latch system can be converted from clockwise to counter-clockwise opening. Kit includes all hardware.

BULLETIN: CWY

Catalog Number	UL Rating	Description
CWHK	Maintains UL/CSA Type 12 when properly installed	Keylock handle
CWHNL	Maintains UL Type 3, 4, 4X, 12 when properly installed	Non-locking handle
CWHPTO	Maintains UL/CSA Type 3, 4, 12 when properly installed	Padlock handle

CWHNL is not suitable for 3-point latch operation.

DOOR STOP KIT



Door Stop Kit secures the door in the open position. Kit can be installed at the top or bottom of a door which opens horizontally. Door opening angle can be easily adjusted by means of a wing nut. Stop arm slides neatly out of the way when the door is closed. All parts are plated. Mounting hardware included.

- *Door stop kits should not be installed on enclosures configured with a swing-out panel or swing-out rack frame*
- *Door stop kits cannot be used with CONCEPT window doors*

BULLETIN: A80

Catalog Number	Finish
ADSTOPK	Plated Steel

DATA POCKETS



Data Pockets provide convenient storage for wiring diagrams, operation manuals and other documentation inside an enclosure. Pocket mounts on studs located on the inside of a solid-door enclosure. Constructed of high-impact thermoplastic, pockets are dark gray and have cutout areas for easy access and visibility to contents. Mounting hardware included.

BULLETIN: UX1Y

Catalog Number	Length x Width in./mm	Fits CONCEPT Enclosure
ADP1	6.00 x 6.00 152 x 152	when A is less than or equal to 24 and B is less than or equal to 24
ADP2	12.00 x 12.00 305 x 305	when A is greater than or equal to 30 and B is greater than or equal to 20

Use ADP2 when A = 24 and B = 30

LOCK INSERTS



Lock inserts can be substituted for the standard 3-mm double-bit latch insert. Inserts have a chrome finish. Matching key is zinc die-cast.

BULLETIN: A4GY, CWY

Catalog Number	Description
CLKTM7	Triangular 7-mm insert with key
CLKSM7	Square 7-mm insert with key
CLKDBM3	Double bit with key
CLKSLOT	Slotted Insert no key

MOUNTING-BRACKET KITS



Mounting-Bracket Kits are field installable. Composite and stainless steel brackets are rated to Type 4X. Set of four (4) brackets can support 500 lb. maximum load. All hardware is included. Four brackets per kit.
Mounting brackets are required to maintain UL/CSA external mounting requirement.

BULLETIN: A80

Catalog Number	Description
CMFK	Steel
CMFKSS	Stainless Steel
CMTGFT	Composite

HINGE PINS



Contact Customer Service to order new mild steel hinge pins for an existing product.

BULLETIN: VM3

Catalog Number	Description	Qty.
GHPINMS	Hinge Pin	2

DOOR BARS



Non-metallic door bar includes pressure-sensitive tape adhesive.

BULLETIN: CWY

Catalog Number	Description	Length	Qty.
ADB305MM	Door Bar	8 in. (203 mm)	4