# DIN RAIL BOXES

## DIN Rail Standard Height Module Boxes

- Snap fit modular design for ease of assembly and custom kitting
- Base fits 35mm DIN rail or directly to flat surface
- Moulded in light grey UL94-V0 flame retardant polycarbonate
- Carries up to 3 PCBs horizontally or 2 vertically
- Snap fit terminal cover options for IP20 finger protection
- Snap in covers available in grey, clear, transparent red and smoked
- Standard enclosure consists of base, top and rail/wall clips

- Open top as standard, solid top, vented and extended wall options available
- Covers and terminal guards ordered separately and can be supplied in kits
- Easily customised covers and terminal guards
- Enclosed base offers isolation from DIN rail
- Front panel ideal for screen printing and recessed solid top for labels and membranes
- Other colours and EMC shielding available to order

*CNMB*



| | | HORIZONTAL PCB SIZES | | | VERTICAL PCB SIZES | | PCB FIXING BOSS | |
|---|---|---|---|---|---|---|---|---|
| | BOX LENGTH | A | B | C | D | E | X | Y |
| CNMB/1- | 17.5mm | 86.5x14mm | 57x14mm | 41.8x14mm | 34x59.6mm | 40x14.8mm | 6.2mm | 18.3mm |
| CNMB/2- | 36mm | 86.5x33mm | 57x32mm | 42x32mm | 34x59.6mm | 40x33mm | 6.2mm | 18.3mm |
| CNMB/3- | 53mm | 86.5x50mm | 57x49mm | 42x49mm | 34x59.6mm | 40x50mm | 8.8mm | 18.3mm |
| CNMB/4- | 71mm | 86.5x68mm | 57x67mm | 42x67mm | 34x59.6mm | 40x68mm | 8.8mm | 18.3mm |
| CNMB/5- | 88mm | 86.5x84mm | 57x83mm | 42x83mm | 34x59.6mm | 40x84mm | 8.8mm | 18.3mm |
| CNMB/6- | 106mm | 86.5x103mm | 57x102mm | 42x102mm | 34x59.6mm | 40x103mm | 8.9mm | 18.3mm |
| CNMB/9- | 159mm | 86.5x156mm | 57x155.5mm | 42x155mm | 34x59.6mm | 40x155mm | 8.9mm | 18.3mm |
| CNMB/12- | 212mm | 86.5x208mm | 57x207mm | 42x207mm | 34x59.6mm | 40x208mm | 8.9mm | 18.3mm |

*For double row terminals covers both sides, add /2 to type No. (e.g. CNMB/3/2)*
*For single row terminals cover one side only, add /1 to type No. (e.g. CNMB/3/1)*
*Box supplied with open top as standard*
*For solid recessed top used for membrane keypads or clear covers to enclose labels, add /ST to type No. (e.g. CNMB/3ST/2)*
*For cooling vents both sides add /V to type No. (e.g. CNMB/3/V/2)*
*For extended side walls which meet the lower PCB behind terminals, add /W to type No. (e.g. CNMB/3W/2)*

*Solid Top /ST*

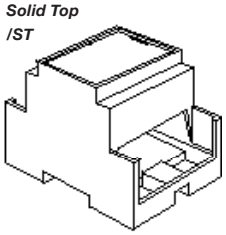

*Vented Sides /V*

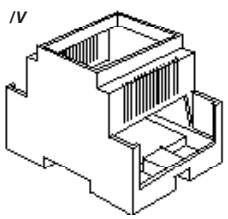

*Extended Walls /W*

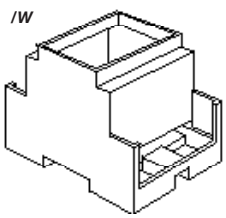

*Vertical PCB Positions*

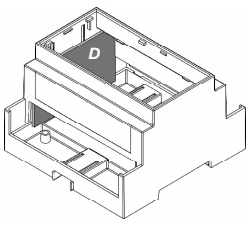


*Horizontal PCB Positions*

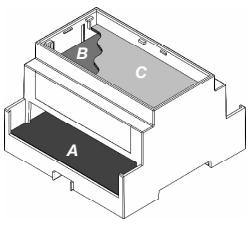


*Horizontal PCB Sizes*

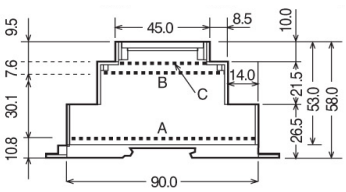




CAMDENBOSS ELECTRONICS & ENCLOSURES
Ver 1.0
We operate a constant improvement policy, our products are subject to change without notice.
+44 (0)1638 716101
info@camdenboss.com
www.camdenboss.com
FM28614

# DIN RAIL BOXES

***Double Row Terminals/ covers both sides***

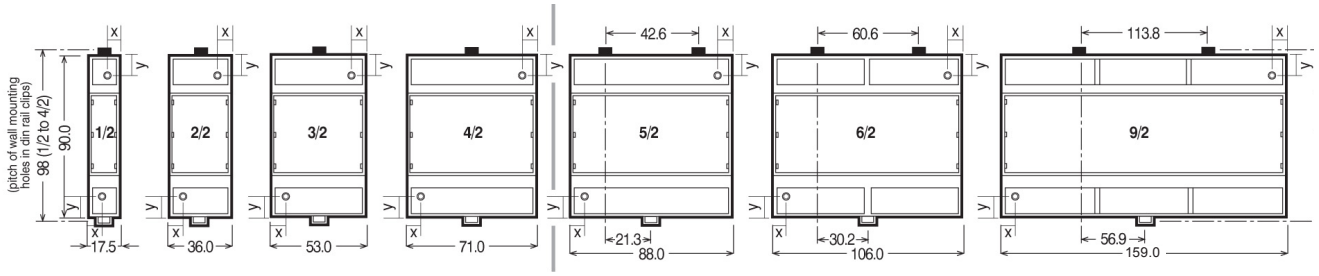


***Single Row Terminals/ covers on one side***

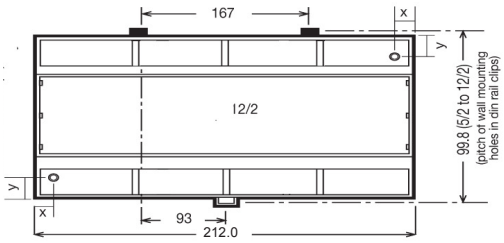


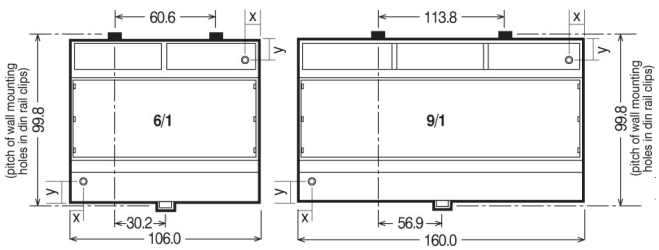


## Terminal Guards

### Solid

| TYPE NO. | STYLE | A | D | E |
|---|---|---|---|---|
| CNMB/1/TGS | Solid | 17.5mm | 15.0mm | 14.3mm |
| CNMB/2/TGS | Solid | 35.5mm | 29.9mm | 13.8mm |
| CNMB/3/TGS | Solid | 52.8mm | 45.5mm | 13.8mm |
| CNMB/4/TGS | Solid | 70.6mm | 59.9mm | 13.8mm |
| CNMB/5/TGS | Solid | 87.6mm | 79.5mm | 13.8mm |

*For 6, 9 & 12 Size Module Use CNMB/3TGS

***CNMB/ /TGS***

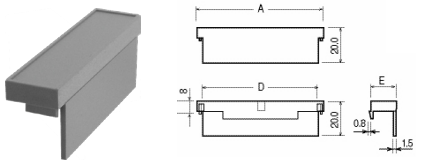


### 5.08mm pitch perforated

| TYPE NO. | STYLE | A | D | E |
|---|---|---|---|---|
| CNMB/1/TG508P | Solid | 17.5mm | 15.0mm | 14.3mm |
| CNMB/2/TG508P | Solid | 35.5mm | 29.9mm | 13.8mm |
| CNMB/3/TG508P | Solid | 52.8mm | 45.5mm | 13.8mm |
| CNMB/4/TG508P | Solid | 70.6mm | 59.9mm | 13.8mm |
| CNMB/5/TG508P | Solid | 87.6mm | 79.5mm | 13.8mm |

*For 6, 9 & 12 Size Module Use CNMB/3TG508P

***CNMB/ /TG508P***

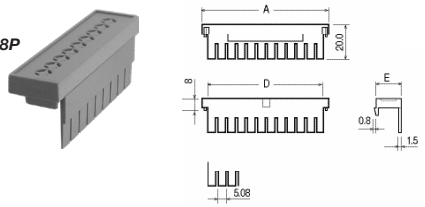


### 5.08mm pitch pre-drilled

| TYPE NO. | STYLE | POLES | A | B | C | D | E |
|---|---|---|---|---|---|---|---|
| CNMB/1/TG508 | Pre-Drilled | 3 | 17.5mm | 2.3mm | 2.3mm | 15.0mm | 14.3mm |
| CNMB/2/TG508 | Pre-Drilled | 6 | 35.5mm | 0.9mm | 2.7mm | 29.9mm | 13.8mm |
| CNMB/3/TG508 | Pre-Drilled | 9 | 52.8mm | 2.3mm | 2.3mm | 45.5mm | 13.8mm |
| CNMB/4/TG508 | Pre-Drilled | 12 | 70.6mm | 2.7mm | 5.8mm | 59.9mm | 13.8mm |
| CNMB/5/TG508 | Pre-Drilled | 15 | 87.6mm | 2.7mm | 5.8mm | 79.5mm | 13.8mm |

For 6, 9 & 12 Size Module Use CNMB/3/TG508

***CNMB/ /TG508***

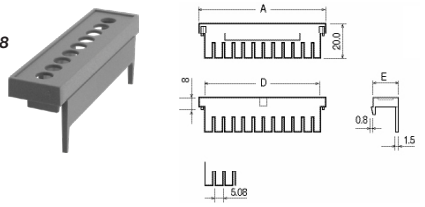


### 7.5mm pitch pre-drilled

| TYPE NO. | STYLE | POLES | A | B | C | D | E |
|---|---|---|---|---|---|---|---|
| CNMB/1/TG750 | Pre-Drilled | 2 | 17.5mm | 2.3mm | 2.3mm | 15.0mm | 14.3mm |
| CNMB/2/TG750 | Pre-Drilled | 4 | 35.5mm | 0.9mm | 2.7mm | 29.9mm | 13.8mm |
| CNMB/3/TG750 | Pre-Drilled | 6 | 52.8mm | 2.3mm | 2.3mm | 45.5mm | 13.8mm |
| CNMB/4/TG750 | Pre-Drilled | 8 | 70.6mm | 2.7mm | 5.8mm | 59.9mm | 13.8mm |
| CNMB/5/TG750 | Pre-Drilled | 10 | 87.6mm | 2.7mm | 5.8mm | 79.5mm | 13.8mm |

For 6, 9 & 12 Size Module Use CNMB/3/TG750

***CNMB/ /TG750***

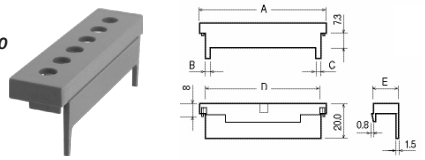


### 10.16mm pitch pre-drilled

| TYPE NO. | STYLE | POLES | A | B | C | D | E |
|---|---|---|---|---|---|---|---|
| CNMB/1/TG100 | Pre-Drilled | 2 | 17.5mm | 1.0mm | 1.0mm | 15.0mm | 14.3mm |
| CNMB/2/TG100 | Pre-Drilled | 3 | 35.5mm | 0.9mm | 0.9mm | 29.9mm | 13.8mm |
| CNMB/3/TG100 | Pre-Drilled | 5 | 52.8mm | 1.0mm | 1.0mm | 45.5mm | 13.8mm |
| CNMB/4/TG100 | Pre-Drilled | 6 | 70.6mm | 2.7mm | 2.7mm | 59.9mm | 13.8mm |
| CNMB/5/TG100 | Pre-Drilled | 7 | 87.6mm | 2.7mm | 5.8mm | 79.5mm | 13.8mm |

For 6, 9 & 12 Size Module use CNMB/3/TG100

***CNMB/ /TG100***

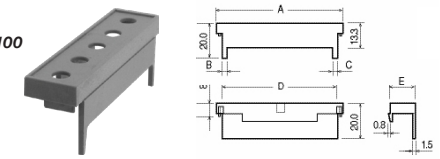

# DIN RAIL BOXES

## Standard Covers

| RED TRANSPARENT | SMOKED TRANSPARENT | CLEAR TRANSPARENT | GREY | SIZE |
|---|---|---|---|---|
| CNMB/1/PR | CNMB/1/PS | CNMB/1/PC | CNMB/1/PG | 1 |
| CNMB/2/PR | CNMB/2/PS | CNMB/2/PC | CNMB/2/PG | 2 |
| CNMB/3/PR | CNMB/3/PS | CNMB/3/PC | CNMB/3/PG | 3 |
| CNMB/4/PR | CNMB/4/PS | CNMB/4/PC | CNMB/4/PG | 4 |
| CNMB/5/PR | CNMB/5/PS | CNMB/5/PC | CNMB/5/PG | 5 |
| CNMB/6/PR | CNMB/6/PS | CNMB/6/PC | CNMB/6/PG | 6 |
| CNMB/9/PR | CNMB/9/PS | CNMB/9/PC | CNMB/9/PG | 9 |
| CNMB/12/PR | CNMB/12/PS | CNMB/12/PC | CNMB/12/PG | 12 |

CNMB/P



## Curved Covers

| RED TRANSPARENT | SMOKED TRANSPARENT | CLEAR TRANSPARENT | GREY | SIZE |
|---|---|---|---|---|
| CNMB/1/PRC | CNMB/1/PSC | CNMB/1/PCC | CNMB/1/PGC | 1 |
| CNMB/2/PRC | CNMB/2/PSC | CNMB/2/PCC | CNMB/2/PGC | 2 |
| CNMB/3/PRC | CNMB/3/PSC | CNMB/3/PCC | CNMB/3/PGC | 3 |
| CNMB/4/PRC | CNMB/4/PSC | CNMB/4/PCC | CNMB/4/PGC | 4 |
| CNMB/5/PRC | CNMB/5/PSC | CNMB/5/PCC | CNMB/5/PGC | 5 |
| CNMB/6/PRC | CNMB/6/PSC | CNMB/6/PCC | CNMB/6/PGC | 6 |
| CNMB/9/PRC | CNMB/9/PSC | CNMB/9/PCC | CNMB/9/PGC | 9 |

CNMB/PC



## Extended Height Module

- 16mm high
- Accepts hinged, curved lid
- Adds an additional horizontal PCB slot

| TYPE NO. | WIDTH |
|---|---|
| CNMB/2/E | 34.7mm |
| CNMB/3/E | 52.0mm |
| CNMB/4/E | 70.0mm |
| CNMB/5/E | 86.5mm |
| CNMB/6/E | 104.5mm |
| CNMB/9/E | 157.7mm |

CNMB/E



## Curved Hinged Covers

- for use with extended module only

| RED TRANSPARENT | CLEAR TRANSPARENT | GREY | SIZE |
|---|---|---|---|
| CNMB/2/HPRC | CNMB/2/HPCC | CNMB/2/HPGC | 2 |
| CNMB/3/HPRC | CNMB/3/HPCC | CNMB/3/HPGC | 3 |
| CNMB/4/HPRC | CNMB/4/HPCC | CNMB/4/HPGC | 4 |
| CNMB/5/HPRC | CNMB/5/HPCC | CNMB/5/HPGC | 5 |
| CNMB/6/HPRC | CNMB/6/HPCC | CNMB/6/HPGC | 6 |
| CNMB/9/HPRC | CNMB/9/HPCC | CNMB/9/HPGC | 9 |

CNMB/HPC



Kits of the most frequently used components are available to order.
Each kit contains one grey panel cover and selection of solid and perforated terminal guards.

| | COMPONENT | COVER | TERMINAL | GUARD | EXTENSION MODULE |
|---|---|---|---|---|---|
| KIT | KIT PART NO. | /PG | /TG508P | /TGS | /E |
| STANDARD | CNMB/1/KIT | 1 | 2 | 1 | - |
| | CNMB/2/KIT | 1 | 2 | 1 | - |
| | CNMB/3/KIT | 1 | 2 | 1 | - |
| | CNMB/4/KIT | 1 | 2 | 1 | - |
| | CNMB/5/KIT | 1 | 2 | 1 | - |
| | CNMB/6/KIT | 1 | 4* | 2* | - |
| | CNMB/9/KIT | 1 | 6* | 3* | - |
| | CNMB/12/KIT | 1 | 8* | 4* | - |
| | | /HPCC | | | |
| EXTENDED HEIGHT | CNMB/1E/KIT | 1 | 2 | 1 | 1 |
| | CNMB/2E/KIT | 1 | 2 | 1 | 1 |
| | CNMB/3E/KIT | 1 | 2 | 1 | 1 |
| | CNMB/4E/KIT | 1 | 2 | 1 | 1 |
| | CNMB/5E/KIT | 1 | 2 | 1 | 1 |
| | CNMB/6E/KIT | 1 | 4* | 2* | 1 |
| | CNMB/9E/KIT | 1 | 6* | 3* | 1 |
| | CNMB/12E/KIT | 1 | 8* | 4* | 1 |

* For size 6, 9 and 12, multiple 'size 3' terminal guards are supplied. For example size 6 requires 2 x 'size 3' guards per side.
Kits are also available for vented, solid top and extended wall bodies e.g. CNMB/2ST/KIT
Where a box has only one open side (e.g. CNMB/5/1) no solid terminal guards are supplied.



CAMDENBOSS ELECTRONICS & ENCLOSURES
Ver 1.0
We operate a constant improvement policy, our products are subject to change without notice.

+44 (0)1638 716101
info@camdenboss.com
www.camdenboss.com

FM28614