250 V NON/600 V NOS Class K5 and H fuses



Description

Basic protection 250V NON Class K5 and H general purpose, non-current-limiting, one-time fuses.

Catalog symbol

- NON-(amp)

Ratings

- Volts
  - 250 Vac
  - 125 Vdc (1/8-100 A)
- Amps 1/8-600 A
- IR
  - 50 kA Vac RMS Sym. (1/8-60 A)
  - 10 kA Vac RMS Sym. (65-600 A)
  - 50 kA Vdc (1/8-60 A)
  - 10 kA Vdc (65-100 A)

Agency information

- UL Listed, Class K5 (1/8-60 A), Std. 248-9, Class H (65-600 A), Std. 248-6 (125 Vdc 1/8-100 A), UL Guide JDDZ, File E4273
- CSA Certified, Class 1421-01, File 53787 (1/8-12 A, 65-600 A)†
- CE

† For CSA Certified 15-60 A, see PON data sheet no. 4126.

Catalog numbers (amps)				
NON-1/8	NON-3	NON-12	NON-65	NON-200
NON-1/2	NON-3-2/10	NON-15	NON-70	NON-225
NON-3/4	NON-4	NON-20	NON-75	NON-250
NON-8/10	NON-5	NON-25	NON-80	NON-300
NON-1	NON-6	NON-30	NON-90	NON-350
NON-1-1/4	NON-6-1/4	NON-35	NON-100	NON-400
NON-1-1/2	NON-7	NON-40	NON-110	NON-450
NON-1-6/10	NON-8	NON-45	NON-125	NON-500
NON-2	NON-9	NON-50	NON-150	NON-600
NON-2-1/2	NON-10	NON-60	NON-175	

Carton quantity

Amps	Qty.
1/8-60	10
65–100	5
110–600	1

Dimensions – in

All Diameters ± 0.008

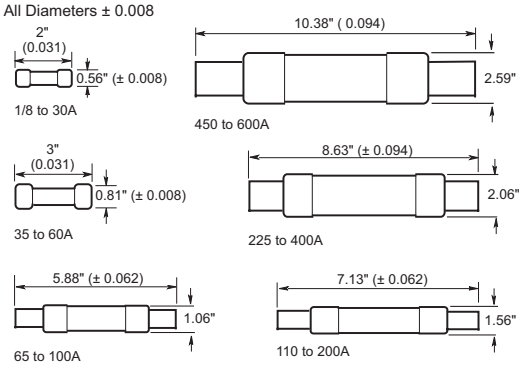

Features

- Protect lighting, heating and other circuits not subject to temporary surges and where available short-circuit currents are relatively low
- NON one-time fuses do not have any appreciable degree of timedelay and thus should not be specified in circuits where large transients or motor overloads occur. Use Bussmann series advanced protection FUSETRON™ FRN-R or ultimate protection Low-Peak™ LPN-RK dual-element, time-delay fuses.
- For general purpose circuits, size at amp rating of circuit
- For motor circuits, size at 300% to 400% according to the NEC® motor ampacity tables 430.247 to 430.250, per 430.6(A)(1)

Powering Business Worldwide

Recommended fuse blocks

- 1-, 2- and 3-pole modular fuse blocks up to 600 amps — see data sheet no. 10487
- 1-, 2- and 3-pole modular power distribution fuse blocks up to 60 amps — see data sheet no. 10490

Fuse reducers for Class R fuses

Equipment fuse clips	Desired fuse (case) size	Catalog no. (pairs) 250V
60 A	30 A	NO.263
100 A	30 A	NO.213
	60 A	NO.216
200 A	60 A	NO.226
	100 A	NO.2621
400 A	100 A	NO.2641†
	200 A	NO.2642
600 A	100 A	NO.2661†
	200 A	NO.2662†
	400 A	NO.2664†

† Not CSA certified.

For additional information on Class K5 & H fuse reducers, see data sheet no. 1118.

NON time-current curves — average melt

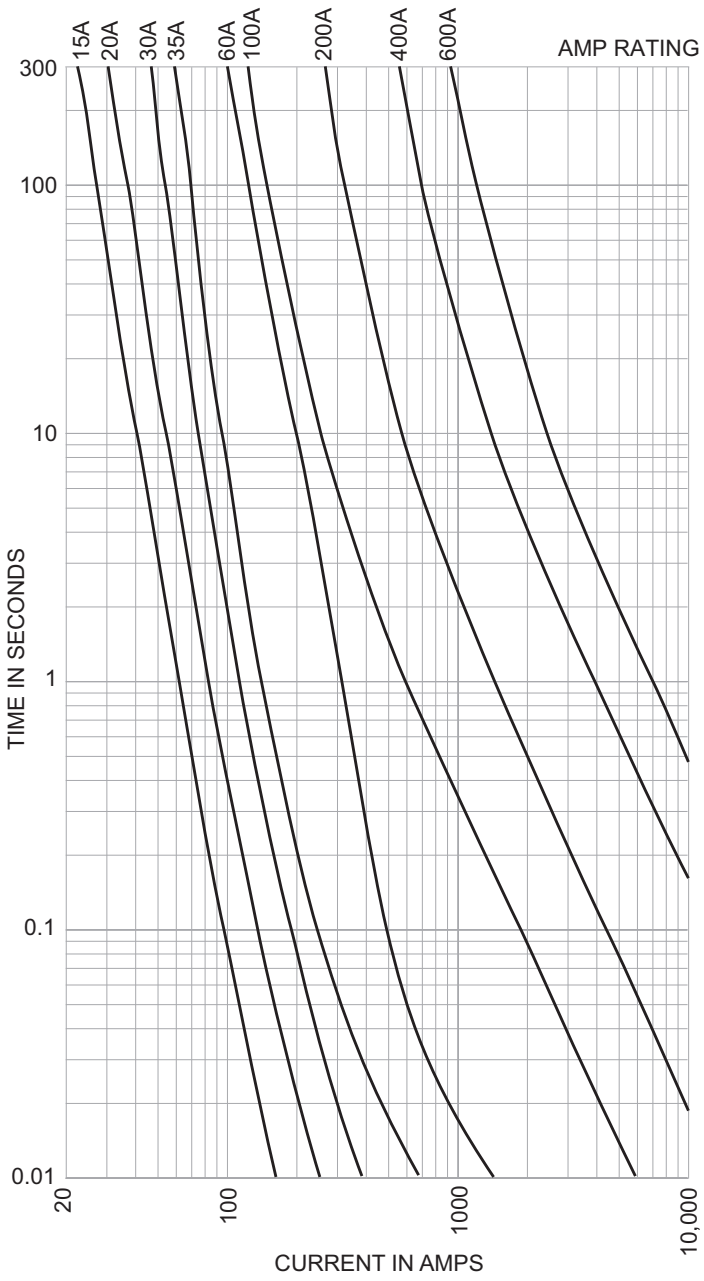



Description

Basic protection 600 V NOS Class K5 and H general purpose, non-current-limiting, one-time fuses.

Catalog symbol

- NOS-(amp)

Ratings

- Volts 600 Vac
- Amps 1-600 A
- IR
  - 50 kA Vac RMS Sym. (1-60 A)
  - 10 kA Vac RMS Sym. (70-600 A)

Agency information

- UL Listed, Class K5 (1-60 A), Std. 248-9, Class H (70-600 A), Std. 248-6, UL Guide JDDZ, File E4273
- CSA Certified, Class 1421-01, File 53787
- CE

Catalog Numbers (amps)				
NOS-1	NOS-9	NOS-40	NOS-100	NOS-300
NOS-2	NOS-10	NOS-45	NOS-110	NOS-350
NOS-3	NOS-12	NOS-50	NOS-125	NOS-400
NOS-4	NOS-15	NOS-60	NOS-150	NOS-450
NOS-5	NOS-20	NOS-70	NOS-175	NOS-500
NOS-6	NOS-25	NOS-75	NOS-200	NOS-600
NOS-7	NOS-30	NOS-80	NOS-225	
NOS-8	NOS-35	NOS-90	NOS-250	

Carton Quantity

Amps	Qty.
1–60	10
70–100	5
110–600	1

Dimensions – in

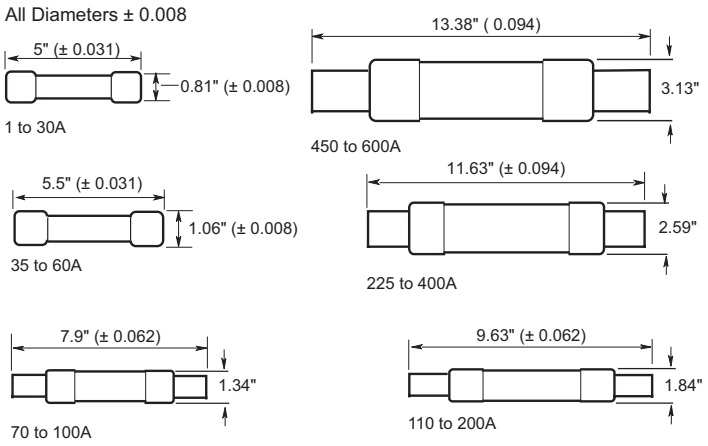

Features

- Protect lighting, heating and other circuits not subject to temporary surges and where available short-circuit currents are relatively low
- NOS one-time fuses do not have any appreciable degree of timedelay and thus should not be specified in circuits where large transients or motor overloads occur. Use Bussmann series advanced protection FUSETRON FRS-R or ultimate protection Low-Peak LPS-RK dual-element, time-delay fuses.
- For general purpose circuits, size at amp rating of circuit
- For motor circuits, size at 300% to 400% according to the NEC® motor ampacity tables 430.247 to 430.250, per 430.6(A)(1)

Recommended fuse blocks

- 1-, 2- and 3-pole modular fuse blocks up to 600 amps — see data sheet no. 10487
- 1-, 2- and 3-pole modular power distribution fuse blocks up to 60 amps — see data sheet no. 10490

Fuse reducers for Class R fuses

Equipment fuse clips	Desired fuse (case) size	Catalog no. (pairs) 600V
60 A	30 A	NO.663
100 A	30 A	NO.216
	60 A	NO.616
200 A	60 A	NO.626
	100 A	NO.2621
400 A	100 A	NO.2641†
	200 A	NO.2642
600 A	100 A	NO.2661†
	200 A	NO.2662†
	400 A	NO.2664†

† Not CSA certified.

For additional information on Class R fuse reducers, see data sheet no 1118.

NOS time-current curves — average melt

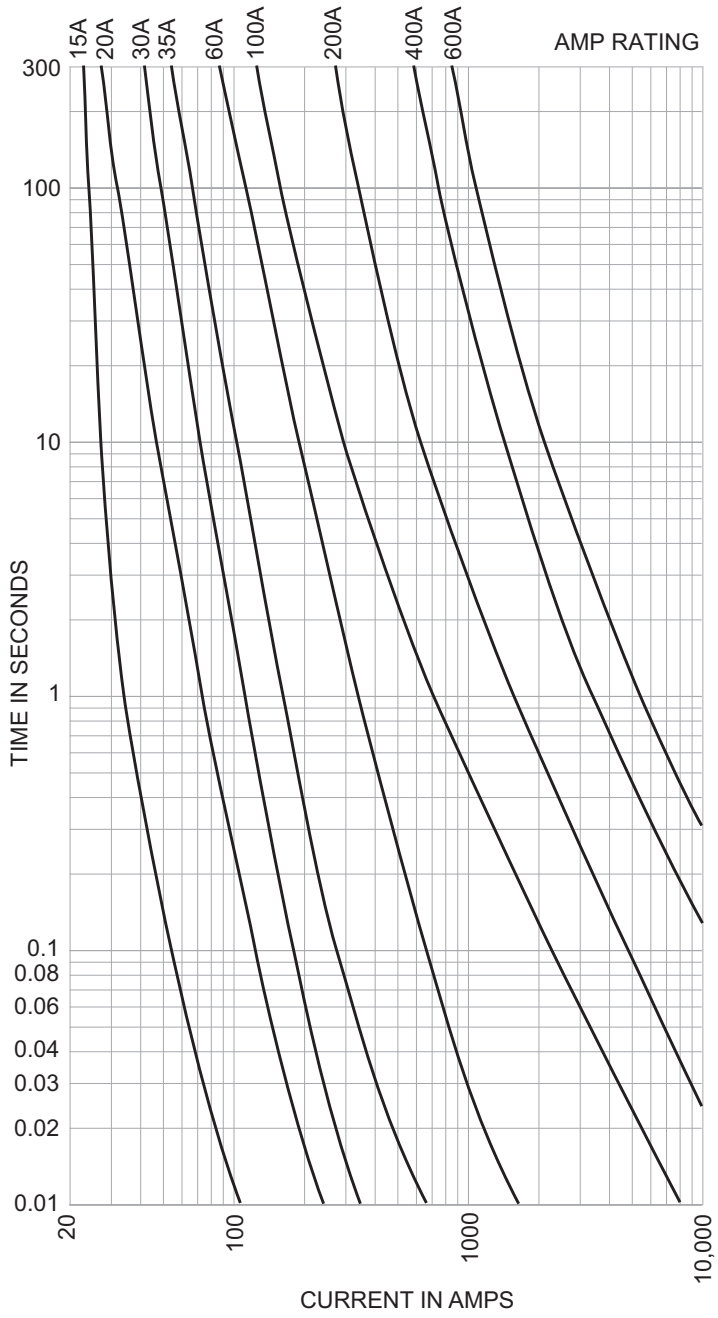

The only controlled copy of this data sheet is the electronic read-only version located on the Eaton network drive. All other copies of this document are by definition uncontrolled. This bulletin is intended to clearly present comprehensive product data and provide technical information that will help the end user with design applications. Eaton reserves the right, without notice, to change design or construction of any products and to discontinue or limit distribution of any products. Eaton also reserves the right to change or update, without notice, any technical information contained in this bulletin. Once a product has been selected, it should be tested by the user in all possible applications.

Eaton
1000 Eaton Boulevard
Cleveland, OH 44122
Eaton.com

Bussmann Division
114 Old State Road
Ellisville, MO 63021
United States
Eaton.com/bussmannseries

© 2017 Eaton
All Rights Reserved
Printed in USA
Publication No. 1030 — BU-SB13738
June 2017

Eaton, Bussmann, Low-Peak and Fusetron are valuable trademarks of Eaton in the U.S. and other countries. You are not permitted to use the Eaton trademarks without prior written consent of Eaton.

CSA is a registered trademark of the Canadian Standards Group.
NEC is a registered trademark of the National Fire Protection Association.
UL is a registered trademark of the Underwriters Laboratories, Inc.

For Eaton's Bussmann series product information, call **1-855-287-7626** or visit: **Eaton.com/bussmannseries**

Follow us on social media to get the latest product and support information.

Powering Business Worldwide