PC Board Fuses
Sub-Miniature with Leads

GFA, GLN, and GLX



Catalog Symbol: GFA
Sub-Miniature with Axial Leads
Non-Time-Delay
0.145″ × 0.300″ (3.7mm × 7.6mm)
Interrupting Rating: 50 AIC
Agency Approvals:
U.L. Recognized, (0-5A) Guide JDYZ2, File 19180
CSA Certified, (0-5A) File 53787, Class 1425-01

Electrical Ratings (Catalog Symbol and Amperes)
125 Volts AC

Amps	Test Spec.	Color Code (Opp. Ends)		Amps	Test Spec.	Color Code (Opp. Ends)	
GFA-1/200	A	Red	Blk	GFA-3/10	A	Grn	Grn
GFA-1/100	A	Red	Orn	GFA-4/10	A	Blu	Blu
GFA-1/64	A	Red	Grn	GFA-1/2	B	Orn	Grn
GFA-1/50	A	Red	Wht	GFA-6/10	B	Orn	Blu
GFA-1/32	A	Red	Brn	GFA-3/4	B	Orn	Pur
GFA-1/20	A	Yel	Yel	GFA-1	B	Yel	Grn
GFA-1/16	A	Brn	Brn	GFA-1 1/2	B	Yel	Pur
GFA-1/10	A	Red	Red	GFA-2	B	Grn	Blu
GFA-1/8	A	Orn	Orn	GFA-2 1/2	B	Grn	Brn
GFA-15/100	B	Red	Yel	GFA-3	B	Blu	Pur
GFA-2/10	B	Red	Blu	GFA-4	B	Pur	Brn
GFA-1/4	B	Red	Pur	GFA-5	B	Brn	Blk

32 Volts AC

Amps	Test Spec.	Color Code (Opp. Ends)		Amps	Test Spec.	Color Code (Opp. Ends)	
GFA-7	A	Pur	Grn	GFA-12	A	Blk	Blu
GFA-8	A	Grn	Blk	GFA-15	A	Blk	Pur
GFA-10	A	Yel	Brn	—			

Test Specifications **Wire Lead Size**

Load	Opening Time "A"	Opening Time "B"	No.	Fuse
100%	4 hrs. (min.)	—	24	1/200 to 5A
150%	—	10 sec. (max.)	18	6 to 12A
200%	10 sec.	—	16	15A

Carton Quantity and Weight

Ampere Ratings	Carton Qty.	Weight* Lbs.	Weight* Kg.
1/200–15	100	0.171	52.6

*Weight per carton.

General Information:
- Glass tube fuses for protection of subminiature devices.
- Tinned wire leads solder into circuit.
- Withstand high-shock and vibration.
- Color-coded for ampere rating.
- Axial leads (1½″) can be fed through wire forming machine.



Catalog Symbol: GLN
Sub-Miniature with Radial Leads
Non-Time-Delay
0.145″ × 0.300″ (3.7mm × 7.6mm)
Interrupting Rating: 50 AIC

Electrical Ratings (Catalog Symbol and Amperes)
125 Volts AC

Amps	Test Spec.	Color Code (Opp. Ends)		Amps	Test Spec.	Color Code (Opp. Ends)	
GLN-1/100	A	Red	Orn	GLN-1/10	A	Red	Red
GLN-1/32	A	Red	Brn	GLN-3/10	A	Grn	Grn
GLN-1/20	A	Yel	Yel	GLN-4/10	A	Blu	Blu
GLN-1/16	A	Brn	Brn	—			

32 Volts AC

Amps	Test Spec.	Color Code (Opp. Ends)		Amps	Test Spec.	Color Code (Opp. Ends)	
GLN-7	A	Pur	Grn	GLN-10	A	Yel	Brn
GLN-8	A	Grn	Blk	—			

Test Specifications Wire Lead Size

Load	Opening Time "A"	Opening Time "B"	No.	Fuse
110%	4 hrs. (min.)	—	24	1/200 to 5A
150%	—	*10 sec. (max.)	18	6A to 10A
200%	*10 sec.	—	—	

*Maximum time.

Carton Quantity and Weight

Ampere Ratings	Carton Qty.	Weight* Lbs.	Weight* Kg.
1/100–10	100	0.171	52.6

*Weight per carton.

General Information:
- Glass tube fuses for protection of subminiature devices.
- Tinned radial leads spaced for easy assembly on printed circuit chassis.
- Withstand high-shock and vibration.
- Color-coded for ampere rating.
- Radial leads (1½″) can be fed through wire forming machine.

PC Board Fuses
Sub-Miniature with Leads

GFA, GLN, and GLX



Catalog Symbol: GLX
Sub-Miniature with Radial Leads
Non-Time-Delay
0.145″ × 0.300″ (3.7mm × 7.6mm)
Interrupting Rating: 50 AIC

Electrical Ratings (Catalog Symbol and Amperes)
125 Volts AC

Amps	Test Spec.	Color Code (Opp. Ends)		Amps	Test Spec.	Color Code (Opp. Ends)	
GLX-¼	B	Red	Pur	GLX-2	B	Grn	Blu
GLX-½	B	Orn	Grn	GLX-3	B	Blu	Pur
GLX-¾	B	Orn	Pur	GLX-4	B	Pur	Brn
GLX-1	B	Yel	Grn	GLX-5	B	Brn	Blk
GLX-1½	B	Yel	Pur	—			

Wire Lead Size

No.	Fuse
24	1/200 to 5A

Carton Quantity and Weight

Ampere Ratings	Carton Qty.	Weight* Lbs.	Weight* Kg.
¼–5	100	0.171	52.6

*Weight per carton.

General Information:
- Glass tube fuses for protection of subminiature devices.
- Tinned radial leads spaced for easy assembly on printed circuit chassis.
- Withstand high-shock and vibration.
- Color-coded for ampere rating.
- Radial leads (1½″) can be fed through wire forming machine.

Time-Current Characteristics–Total Clear

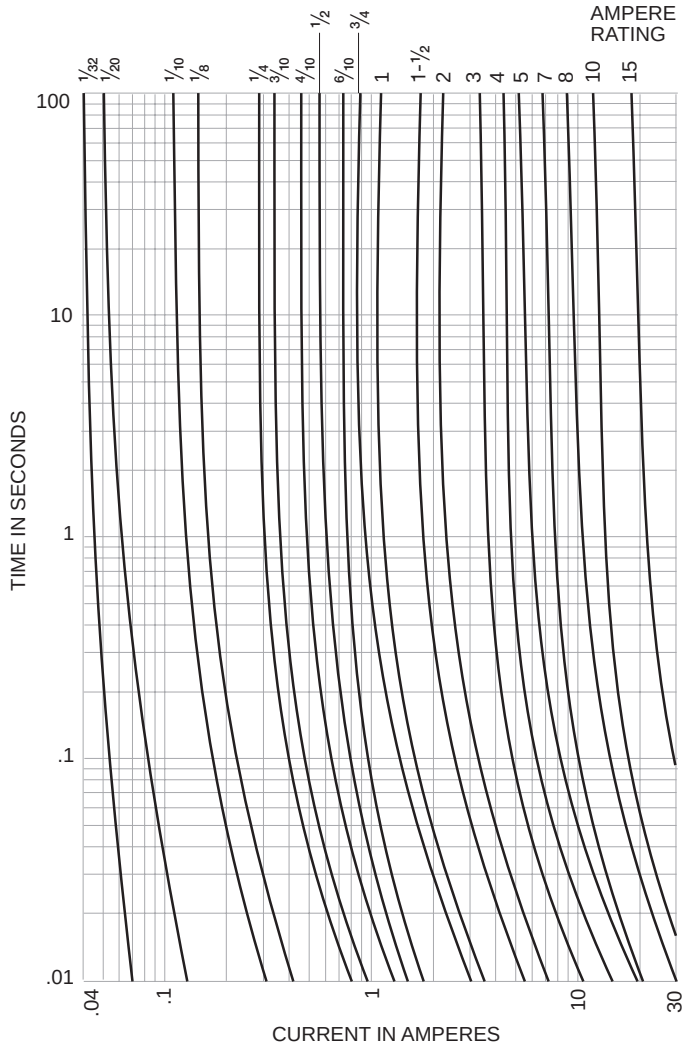

The only controlled copy of this BIF document is the electronic read-only version located on the Bussmann Network Drive. All other copies of this document are by definition uncontrolled. This bulletin is intended to clearly present comprehensive product data and provide technical information that will help the end user with design applications. Bussmann reserves the right, without notice, to change design or construction of any products and to discontinue or limit distribution of any products. Bussmann also reserves the right to change or update, without notice, any technical information contained in this bulletin. Once a product has been selected, it should be tested by the user in all possible applications.

Mouser Electronics

Authorized Distributor

Click to View Pricing, Inventory, Delivery & Lifecycle Information:

Cooper Bussmann:

GFA-10 GFA-12 GFA-1J0300 GFA-2 GFA-4 GFA-7 GLN-10 GLN-8 GLX-1 GLX-2 GLX-3 GLX-4 GLX-5 BK-GDC-V-315MA BK-GFA-1 BK-GFA-1-10 BK-GFA-1-100 BK-GFA-1-1-2 BK-GFA-1-16 BK-GFA-12 BK-GFA-1-200 BK-GFA-1-32 BK-GFA-1-4 BK-GFA-15 BK-GFA-1-50 BK-GFA-1-64 BK-GFA-1-8 BK-GFA-2 BK-GFA-2-10 BK-GFA-2-1-2 BK-GFA-3 BK-GFA-3-10 BK-GFA-3-4 BK-GFA-4 BK-GFA-4-1-2 BK-GFA-5 BK-GFA-8 BK-GLN-10 BK-GLN-1-20 BK-GLN-3-10 BK-GLX-1-2 BK-GLX-1-4 BK-GLX-2 BK-GLX-3 BK-GLX-3-4 GFA-1-10 GFA-1-100 GFA-1-16 GFA-1-20 GFA-1-4 GFA-1-50 GFA-15-100 GFA-1-8 GFA-2-10 GFA-2-1-2 GFA-3-4 GFA-4-10 GFA-6-10 GLN-1-10 GLN-1-100 GLN-1-16 GLN-1-20 GLN-1-32 GLN-3-10 GLN-4-10 GLX-1-1-2 GLX-1-2 GLX-1-4 GLX-3-4 GFA-1/8 GLN-1/16 GLN-1/20 GLN-1/32 GLN-3/10 GLN-4/10 GLX-1/2 GLX-3/4 GFA-1/10 GFA-1/100 GFA-1/16 GFA-1/20 GFA-1/4 GFA-1/50 GFA-15/100 GLX-1/4 BK/GFA-1 BK/GFA-1/10 BK/GFA-1/100 BK/GFA-1-1/2 BK/GFA-1/16 BK/GFA-12 BK/GFA-1/200 BK/GFA-1/32 BK/GFA-15 BK/GFA-1/50 BK/GFA-1/8 BK/GFA-2 BK/GFA-2/10 BK/GFA-3 BK/GFA-3/10