VARIO-BOX

Order data **on pages 137-139**

OKW GEHÄUSE SYSTEME











EASILY ADAPTABLE

Size (W x H x D in mm)

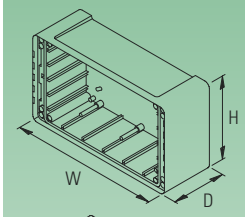

264 x 150 x
90 – 256.5

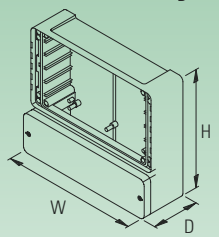

264 x 230 x
90.5 – 241.5

THE PRODUCT

The VARIO-BOX is the case system with many variations.

Different component parts can be assembled to form wall mounting systems as well as table-top units.

The VARIO-BOX can be supplied as a complete standard assembly kit or in component parts.

WALL

Rear panel with / without terminal compartment. Large terminal compartment easily accessible, also suitable for deeper terminals.

Combinations with long frame allow 19" subrack style installations according to DIN 41494 (42 TE, 3 HE). Due to the card guide which can be snapped in fast and easily, no additional equipment sections are required.

Invisible assembly. The wall suspension element allows the case to be fixed to a wall when closed.

detailed drawings see our website
www.okw.com

Subject to technical modification without notice. Typographical and other errors do not justify any claim for damages. Stand: 10/12e Copyright © 2012 OKW Gehäusesysteme

VARIO-BOX

Order data **on pages 137-139**











ALL-ROUNDER

TABLE / MOBILE

Ergonomically tilted position due to handle bar and tilt feet.

Facilitates viewing of the displays and easy operation. Handle bar adjustable in 30° steps.

Ideal also for mobile applications with handle bar or lateral handle recess.

The raised front frame protects the operating elements.

APPLICATIONS

Case system for a multitude of applications, e.g. in plant engineering as control or measuring devices, 19" technique, in heating and air conditioning technology, in measuring and control technology, etc.

Protection class

IP 54 for combinations with front panel
IP 64 when used in combination with front frame and front panel F3 or frame cover
IP 65 when used in combination with cover

Sealing gaskets are supplied with the case.

assembly instruction see our website
www.okw.com

Subject to technical modification without notice. Typographical and other errors do not justify any claim for damages. Stand: 10/12e Copyright © 2012 OKW Gehäusesysteme

Information **on pages 41-42**

VARIO-BOX STANDARD KITS



B 03 42 017
VARIO-BOX K 309 / IP 54
264 x 230 x 90.5 mm



B 03 42 027
VARIO-BOX K 309 F / IP 64
264 x 230 x 91.5 mm



B 03 42 037
VARIO-BOX K 310 H / IP 65
264 x 230 x 101 mm



B 03 42 047
VARIO-BOX K 311 R / IP 54
264 x 230 x 106.5 mm



B 03 42 057
VARIO-BOX K 312 RF / IP 64
264 x 230 x 123 mm



B 03 42 067
VARIO-BOX K 313 RH / IP 65
264 x 230 x 132.5 mm



B 03 42 077
VARIO-BOX K 322 R / IP 54
264 x 230 x 215.5 mm



B 03 42 087
VARIO-BOX K 323 RF / IP 64
264 x 230 x 233 mm



B 03 42 097
VARIO-BOX K 324 RH / IP 65
264 x 230 x 241.5 mm



B 04 42 017
VARIO-BOX 309 / IP 54
264 x 150 x 90 mm



B 04 42 027
VARIO-BOX 309 F / IP 64
264 x 150 x 106.5 mm



B 04 42 037
VARIO-BOX 310 H / IP 65
264 x 150 x 116 mm



B 04 42 047
VARIO-BOX 311 R / IP 54
264 x 150 x 121.5 mm



B 04 42 057
VARIO-BOX 312 RF / IP 64
264 x 150 x 138 mm



B 04 42 067
VARIO-BOX 313 RH / IP 65
264 x 150 x 147.5 mm



B 04 42 107
VARIO-BOX 322 R / IP 54
264 x 150 x 230.5 mm



B 04 42 077
VARIO-BOX 322 RM / IP 54
264 x 150 x 230.5 mm



B 04 42 167
VARIO-BOX 322 RK / IP 54
264 x 150 x 230.5 mm



B 04 42 137
VARIO-BOX 322 RMK / IP 54
264 x 150 x 230.5 mm



B 04 42 197
VARIO-BOX 322 RG / IP 54
264 x 150 x 230.5 mm



B 04 42 117
VARIO-BOX 323 RF / IP 64
264 x 150 x 247 mm



B 04 42 087
VARIO-BOX 323 RFM / IP 64
264 x 150 x 247 mm



B 04 42 177
VARIO-BOX 323 RFK / IP 64
264 x 150 x 247 mm



B 04 42 147
VARIO-BOX 323 RFMK / IP 64
264 x 150 x 247 mm



B 04 42 207
VARIO-BOX 323 RFG / IP 64
264 x 150 x 247 mm



B 04 42 127
VARIO-BOX 324 RH / IP 65
264 x 150 x 256.5 mm



B 04 42 097
VARIO-BOX 324 RHM / IP 65
264 x 150 x 256.5 mm



B 04 42 187
VARIO-BOX 324 RHK / IP 65
264 x 150 x 256.5 mm



B 04 42 157
VARIO-BOX 324 RHMK / IP 65
264 x 150 x 256.5 mm



B 04 42 217
VARIO-BOX 324 RHG / IP 65
264 x 150 x 256.5 mm

? = matching front panel type; please order separately – see accessories page 138

Rear panels in pebble grey. Versions with terminal compartments have premarked openings on the bottom and at the rear. The terminal compartment cover is off-white.
The assembly kits are supplied as single parts with gasket and the corresponding fastening elements.

Subject to technical modification without notice. Typographical and other errors do not justify any claim for damages. Stand: 10/12e Copyright © 2012 OKW Gehäusesysteme

VARIO-BOX

Information **on pages 41-42**



OKW GEHÄUSE SYSTEME

VARIO-BOX SINGLE PIECES (FOR POSSIBLE COMBINATIONS SEE PAGE 139)

Article	Version / Application	Part-No.
① Rear panel K3 (with terminal compartment)	ABS, pebble grey, with premarked openings on bottom and rear	B 05 42 108
	ABS, off-white, with premarked openings on bottom and rear	B 05 42 107
	ABS, pebble grey, with premarked openings only on rear	B 05 42 118
	ABS, off-white, with premarked openings only on rear	B 05 42 117
② Rear panel 3 (without terminal compartment)	ABS, pebble grey	B 05 42 128
	ABS, off-white	B 05 42 127
③ Frame K3	ABS, off-white	B 05 42 207
④ Frame L3	ABS, off-white	B 05 42 227
⑤ Side-covers	version I, ABS, off-white, without handle recess, simple clip into frame L3, 2 pcs	B 05 02 417
	version II, ABS, off-white, with handle recess, simple clip into frame L3, 2 pcs	B 05 02 407
	version III, same version I but with tilt feet, simple clip into frame L3, 2 pcs	B 05 02 437
	version IV, same version II but with tilt feet, simple clip into frame L3, 2 pcs	B 05 02 427
	version V, ABS, off-white, without handle recess but with holes for mounting the handle, simple clip into frame L3, 2 pcs	B 05 02 447
⑥ Handle 3 – Bail Arm	lateral parts pebble grey, push-button off-white, aluminium profile, with 30°indexing	B 05 43 528
	lateral parts and push-button off-white, aluminium profile, with 30° indexing	B 05 43 527
	lateral parts off-white, push-button pebble grey, aluminium profile, with 30°indexing	B 05 43 526
⑦ Front frame 3	ABS, off-white	B 05 42 247
⑧ Front cover 3	ABS, off-white	B 06 42 147
⑨ Cover 3	SAN, transparent, with hinge, left-hand or right-hand hinge, 2 cross-head screws	B 05 43 301
	ABS, pebble grey, with hinge, left-hand or right-hand hinge, 2 cross-head screws	B 05 42 308
	SAN, transparent, without hinge, standard-fixing with 4 cross-head screws	B 05 43 321
	ABS, pebble grey, without hinge, standard-fixing with 4 cross-head screws	B 05 42 328

VARIO-BOX ACCESSORIES

Article	Version / Application	Part-No.
⑩ Front panel WR3	aluminium, matt anodised, 260.3 x 146.3 x 2 mm, 1 pc	B 06 40 100
⑪ Front panel F3	aluminium, matt anodised, 255.5 x 141.5 x 2 mm (only for combination with front frame), clip in, 1 pc	B 06 40 120
⑫ Front panel H3	aluminium, matt anodised, 223.6 x 137.5 x 2 mm (for combination with cover), 1 pc	B 06 40 130
⑬ 19"-Front panel 3	aluminium, matt anodised, 223.3 x 128.4 x 2 mm (19"-tapped strip for mounting necessary), for versions with cover 3 and frame L3, 1 pc	B 06 40 110
⑭ Wall suspension element	PA glass-reinforced, pebble grey, protection class remains unchanged, available as a kit	B 06 03 308
⑮ Hinge	PA glass-reinforced, with quick-action lock, left / right-hand hinge, for combinations ① + ④ or ② + ④, 1 pc	B 05 03 538
	PA glass-reinforced, without quick-action lock, left / right-hand hinge, for combinations ① + ④ or ② + ④, 1 pc	B 05 03 548
⑯ 19"-Card guides 42 TE, 3 HE	ABS, clip into place, for frame L3 (④) – not suitable for cassette units, 1 set supplied (1 top guide, 1 bottom guide), up to 5 sets of guides can be fitted into one case	B 06 02 508
⑰ 19"-Mounting kit 3	this kit allows DIN 41612 or 41617 connectors to be assembled to frame L3 (④) when 19"-card guides (⑯) are fitted; 4 supports, 2 aluminium profiles, fixings	B 05 02 558
⑱ 19"-Tapped & threaded strip 3	if 19"-front panel 3 or cover front panels are used, suitable for frame L3 (④), 2 pcs	B 06 40 510
⑲ 19"-Cover front panel	aluminium, matt anodised, width 2 TE between case width 44 TE and effective width 42 TE, for mounting 19"-tapped and threaded strip is necessary, 1 pc	B 06 00 150
⑳ Security element	Polypropylene, for front cover 3 and terminal compartment cover 3, 2 pcs	B 06 00 310
㉑ Knurled screw	for locking front cover instead of the standard cross-head screw when combined with frame K3 (③) or frame L3 (④), 2 pcs	B 06 00 348
㉒ Lock	combinations rear panel K3 (①) / rear panel 3 (②) with frame K3 (③) / frame L3 (④) and cover 3 (⑨), additional drilling required, 1 pc	B 06 00 320

19"-TECHNIQUE – INFORMATION –



The version with the long frame L3 (④) together with the 19"-mounting kit 3 (⑰), enables the fitting of DIN 41612 and DIN 41617 connectors.
Cases with a terminal compartment (rear panel K3, ①) will only accept connectors with contacts up to 13 mm long.

Together with the hinge (⑮) the wiring pins are freely accessible, even when the circuit boards are fitted. The hinge can be supplied with or without a plastic lock. The version with the lock enables easy access to the wiring level. If the version without the lock is ordered the frame and the rear panel must be screwed in place.

Subject to technical modification without notice. Typographical and other errors do not justify any claim for damages. Stand: 10/12e Copyright © 2012 OKW Gehäusesysteme

Information **on pages 41-42**

POSSIBLE COMBINATIONS

WALL MOUNTING CASES

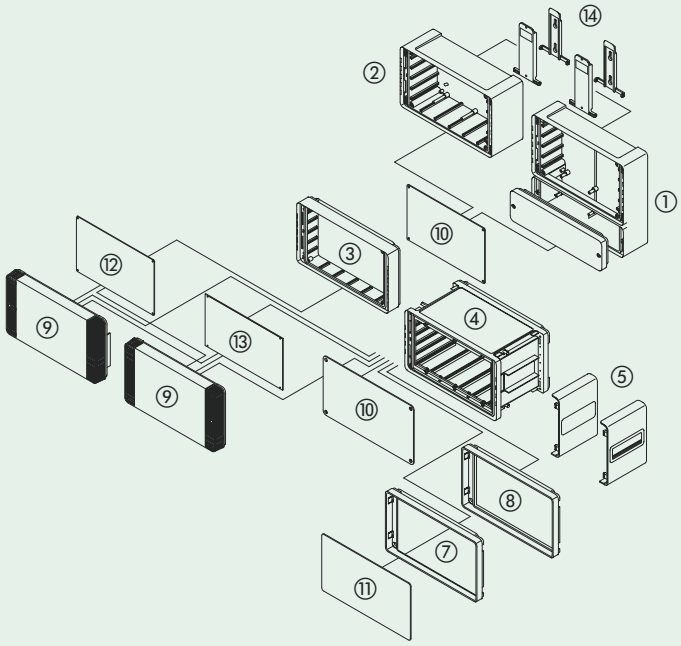

TABLE TOP CASES

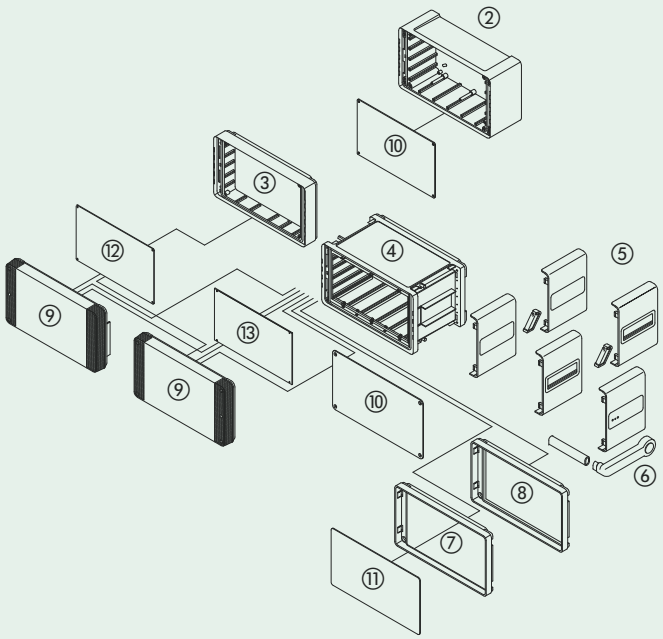



Supply: The fastening elements required are included in the kits supplied.

Subject to technical modification without notice. Typographical and other errors do not justify any claim for damages. Stand: 10/12e Copyright © 2012 OKW Gehäusesysteme