ROUND CLEAR HOLE SPACERS

CLEAR HOLE	O.D.	L LENGTH	BRASS CAT. NO.	ALUMINUM CAT. NO.
.120 (3.0) For #4	.250 (6.4)	.125 (3.2)	1909	2036
		.250 (6.4)	1454A	3457
		.375 (9.5)	1454B	3458
		.500 (12.7)	1454C	3459
		.625 (15.9)	1919	2314
		.750 (19.1)	1454D	3460
		.875 (22.2)	1920	3402
		1.000 (25.4)	1454E	3461
		1.500 (38.1)	1924	3462
		2.000 (50.8)	1925	3463
.140 (3.5) For #6	.250 (6.4)	.125 (3.2)	1934	3403
		.250 (6.4)	1457A	3464
		.375 (9.5)	1457B	3465
		.500 (12.7)	1457C	3466
		.625 (15.9)	1935	3429
		.750 (19.1)	1457D	3467
		.875 (22.2)	1936	3438
		1.000 (25.4)	1457E	3468
		1.500 (38.1)	1937	3469
		2.000 (50.8)	1938	3470
.171 (4.3) For #8	.250 (6.4)	.125 (3.2)	1942	4258
		.250 (6.4)	1480	3471
		.375 (9.5)	1481	3472
		.500 (12.7)	1482	3473
		.625 (15.9)	2032	4259
		.750 (19.1)	1483	3474
		.875 (22.2)	2033	4260
		1.000 (25.4)	1484	3475
		1.500 (38.1)	2034	3476
		2.000 (50.8)	2035	3477
.196 (5.0) For #10	.312 (7.9)	.250 (6.4)	1662	4261
		.375 (9.5)	1663	4262
		.500 (12.7)	1664	4263
		.625 (15.9)	1665	4264
		.750 (19.1)	1666	4265
		.875 (22.2)	1667	4266
		1.000 (25.4)	1668	4267
		1.500 (38.1)	1669	4268
		2.000 (50.8)	1672	4269

MATERIAL:
Brass: ASTM-B16, Nickel Plate (QQ-N-290)
Aluminum: ASTM B211, Clear Iridite (MIL-C-5541)
Nylon: Nylon 6/6, UL Rated 94V-2
Phenolic: PBE Grade Natural Color Phenolic

BRASS ALUMINUM



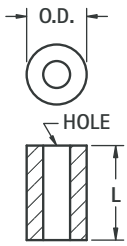

NYLON PHENOLIC



NYLON CAT. NO.	PHENOLIC CAT. NO.	L LENGTH	O.D.	CLEAR HOLE
875	—	.125 (3.2)	.250 (6.4)	.120 (3.0) For #4
876	360	.250 (6.4)		
877	361	.375 (9.5)		
878	362	.500 (12.7)		
879	—	.625 (15.9)		
880	363	.750 (19.1)		
881	—	.875 (22.2)		
882	364	1.000 (25.4)		
779	365	1.500 (38.1)		
—	366	2.000 (50.8)		
883	—	.125 (3.2)	.250 (6.4)	.140 (3.5) For #6
884	367	.250 (6.4)		
885	368	.375 (9.5)		
886	369	.500 (12.7)		
887	—	.625 (15.9)		
888	370	.750 (19.1)		
889	—	.875 (22.2)		
890	371	1.000 (25.4)		
789	372	1.500 (38.1)		
—	373	2.000 (50.8)		
891	—	.125 (3.2)	.250 (6.4)	.171 (4.3) For #8
892	1490	.250 (6.4)		
893	1491	.375 (9.5)		
894	1492	.500 (12.7)		
895	—	.625 (15.9)		
896	1493	.750 (19.1)		
897	—	.875 (22.2)		
898	1494	1.000 (25.4)		
799	374	1.500 (38.1)		
—	375	2.000 (50.8)		
790	453	.250 (6.4)	.312 (7.9)	.196 (5.0) For #10
791	454	.375 (9.5)		
792	455	.500 (12.7)		
793	—	.625 (15.9)		
794	456	.750 (19.1)		
795	—	.875 (22.2)		
796	457	1.000 (25.4)		
797	458	1.500 (38.1)		
—	459	2.000 (50.8)		

ALUMINUM ECONOMY SPACERS

- Made of flat strip aluminum and rolled on precision equipment.
- Assures maximum bearing surface, square ends.

Aluminum:
5052-H34 per QQ-A-250/8b



- Tight Joint on Outside Diameter

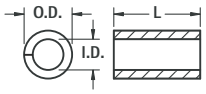

SPACER FOR	I.D.	O.D. REF.
# 4	.120 (3.0)	.167 (4.3)
# 6	.148 (3.8)	.193 (4.9)
# 8	.176 (4.5)	.232 (5.9)

L LENGTH	SCREW CLEARANCE # 4 CAT. NO.	# 6 CAT. NO.	# 8 CAT. NO.
.187 (4.7)	397	—	—
.250 (6.4)	398	405	412
.312 (7.9)	399	406	413
.375 (9.5)	400	407	414
.437 (11.1)	401	408	415
.500 (12.7)	402	409	416
.625 (15.9)	403	410	417

L LENGTH	SCREW CLEARANCE # 4 CAT. NO.	# 6 CAT. NO.	# 8 CAT. NO.
.750 (19.1)	418	425	432
.875 (22.2)	419	426	433
1.000 (25.4)	420	427	434
1.250 (31.8)	421	428	435
1.500 (38.1)	422	429	436
1.750 (44.5)	—	430	437
2.000 (50.8)	—	—	438

CERAMIC STANDOFFS

- Ideal for very high temperature conditions
- Commercial and military types available
- Military types meet MIL-1-010, NL # clearly marked
- Exceptional strength in compression and tension
- Withstands very high voltage without flashover
- Special sizes available upon request



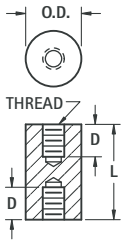

MATERIAL: Grade L5 Ceramic

COMMERCIAL

CAT. NO.	L LENGTH	O.D.	T THREAD	D DEPTH
7710	.250 (6.4)	.250 (6.4)	6-32	THRU
7711	.500 (12.7)	.250 (6.4)	6-32	.156 (4.0)
7712	.375 (9.5)	.375 (9.5)	6-32	.156 (4.0)
7713	.500 (12.7)	.375 (9.5)	6-32	.156 (4.0)
7714	.500 (12.7)	.500 (12.7)	6-32	.140 (3.6)
7715	.750 (19.1)	.500 (12.7)	6-32	.250 (6.4)
7716	1.000 (25.4)	.500 (12.7)	6-32	.375 (9.5)
7717	1.500 (38.1)	.500 (12.7)	6-32	.562 (14.3)
7718	2.500 (63.5)	.500 (12.7)	6-32	.500 (12.7)
7719	2.500 (63.5)	.750 (19.1)	1/4 - 20	.750 (19.1)
7720	4.000 (101.6	.750 (19.1)	1/4 - 20	.750 (19.1)

MILITARY

CAT. NO.	L LENGTH	O.D.	T THREAD	D DEPTH	NL #
7661	.500 (12.7)	.375 (9.5)	6-32	.156 (4.0)	NL523W01-004
7662	.625 (15.9)	.375 (9.5)	6-32	.250 (6.4)	NL523W01-005
7663	.625 (15.9)	.500 (12.7)	8-32	.187 (4.7)	NL523W02-005
7664	.750 (19.1)	.375 (9.5)	6-32	.250 (6.4)	NL523W01-006
7665	.750 (19.1)	.500 (12.7)	8-32	.250 (6.4)	NL523W02-006
7666	1.000 (25.4)	.375 (9.5)	6-32	.375 (9.5)	NL523W01-008
7667	1.000 (25.4)	.500 (12.7)	8-32	.375 (9.5)	NL523W02-008
7668	1.000 (25.4)	.750 (19.1)	10-32	.375 (9.5)	NL523W03-008
7669	1.250 (31.8)	.375 (9.5)	6-32	.375 (9.5)	NL523W01-010
7670	1.250 (31.8)	.500 (12.7)	8-32	.375 (9.5)	NL523W02-010
7671	1.250 (31.8)	1.000 (25.4)	1/4 - 20	.437 (11.1)	NL523W04-010
7672	1.500 (38.1)	.375 (9.5)	6-32	.375 (9.5)	NL523W01-012
7673	1.500 (38.1)	.500 (12.7)	8-32	.375 (9.5)	NL523W02-012
7674	1.500 (38.1)	.750 (19.1)	10-32	.375 (9.5)	NL523W03-012
7675	1.500 (38.1)	1.000 (25.4)	1/4 - 20	.500 (12.7)	NL523W04-012
7676	2.000 (50.8)	.375 (9.5)	6-32	.375 (9.5)	NL523W01-016
7677	2.000 (50.8)	.500 (12.7)	8-32	.375 (9.5)	NL523W02-016
7678	2.000 (50.8)	.750 (19.1)	10-32	.375 (9.5)	NL523W03-016

Tel (718) 956-8900 • Fax (718) 956-9040
(800) 221-5510 • kec@keyelco.com
KEYSTONE
RoHS COMPLIANT ~ ISO 9001 CERTIFIED
www.keyelco.com
31-07 20th Road – Astoria, NY 11105-2017