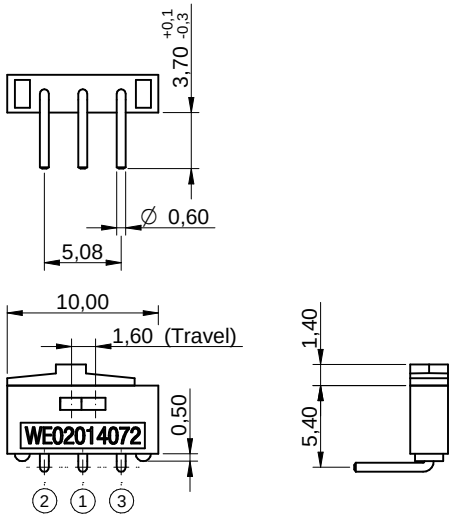



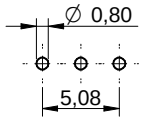

P.C.B. MOUNTING PLAN

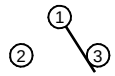

SCHEMATIC

TECHNICAL CHARACTERISTICS

SPECIFICATION

>Rating:	500mA, 12VDC
>Contact Resistance:	30mOHM max.
>Insulation Resistance:	>10,000MOHM at 500VDC
>Dielectric Strength:	500VAC for 1 minute
>Travel:	1,6mm
>Operating force:	800g max.
>Life cycle:	2000 steps
>Switch function:	ON-ON

MATERIAL

>Cover:	PA66 UL 94V-0, color blue
>Slide:	PA66 UL 94V-0, color red
>Contact:	Gold Plated
>Terminal:	Gold Plated

SOLDERING INFORMATION

>Terminal in THT version
>Wave soldering 260°C 10 sec. max.

ENVIRONMENTAL

>Storage condition:	**-40°C ~ +85°C**
>Operation condition:	**-40°C ~ +85°C**
>Compliance:	**ROHS, Reach**

PACKAGING INFORMATION

>Bulk

Scale - 2:1

This electronic component is designed and developed with the intention for use in general electronics equipments.

Before incorporating the components into any equipments in the field such as aerospace, aviation, nuclear control, submarine, transportation, (automotive control, train control, ship control), transportation signal, disaster prevention, medical, public information network etc. where higher safety and reliability are especially required or if there is possibility of direct damage or injury to human body, Wurth Elektronik must be asked for a written approval.

In addition, even electronic component in general electronic equipments, when used in electrical circuits that require high safety, reliability functions or performance, the sufficient reliability evaluation-check for the safety must be performed before by the user before usage.

WÜRTH ELEKTRONIK		Projection	GENERAL TOLERANCE .x = +/- 0,2 .xx = +/- 0,15
			Basic material

	Date	Name
Drawn	12-02-02	Jelisarow
Checked	12-02-02	Hsu

DESCRIPTION

WS-SLTU 10mmx2,5mm right angle mini Slide Swith, THT version, Opposite side connection

REV	FILE	DATE	BY
a	revised MatchCode	14-07-25	AL

WE eiCan CAD — Würth Elektronik eiCan

Scale 2:1	Position		SIZE
Drawing.- No. **450302014072**			A4
EDV NO 450302014072.dft		System :Solid Edge V6	