# 395 Series
## TE5® Fast-Acting Fuse



## Description

The 395 Series TE5® Fuses are fast-acting type, 300VAC and are designed in accordance to UL 248-14.

## Features & Benefits

- RoHS-compliant, Lead-free and Halogen-free
- Reduced PCB space requirements
- Direct solderable or plug-in versions
- Low internal resistance
- Shock safe casing
- Vibration resistant
- Available from 0.05 A to 6.3 A
- Listed to UL/CSA/NMX 248-1 and UL/CSA/NMX 248-14
- Conforms to DENAN's Appendix 3 for the Japanese Market

## Additional Information

Resources | Accessories | Samples

## Applications

- Battery chargers
- Consumer Electronics
- Power supplies
- Industrial controllers

### Electrical Characteristics

| % of Ampere Rating | Opening Time |
|---|---|
| 200% | 60 Seconds, Max. |

### Agency Approvals

| Agency | Agency File/Certificate Number | Ampere Range |
|---|---|---|
| c UL | E67006 | 0.05 A - 6.3 A |
| UL | E67006 | 0.05 A - 6.3 A |
| PS E | NBK010721-JP1021 | 1 A - 5 A |
| CE | NA | 0.05 A - 6.3 A |
| UK CA | NA | 0.05 A - 6.3 A |

### Electrical Characteristics

| Amp Code | Rated Current | Voltage Rating | Breaking Capacity | Nominal Cold Resistance (Ohms) | Voltage Drop 1.0x$I_N$ max. (mV) | Power Dissipation 1.0x$I_N$ max. (mW) | Melting Integral 10x$I_N$ max. ($A^2s$) | Agency Approvals | | | | |
|---|---|---|---|---|---|---|---|---|---|---|---|---|
| | | | | | | | | CE | UK CA | c UL | UL | PS E |
| 0050 | 50mA | 125V | 100A @125 VAC<br>100A @300VAC | 8.1290 | 1600 | 85 | 0.0001 | x | x | x | x | - |
| 0063 | 63mA | 125V | | 4.6900 | 1300 | 85 | 0.0001 | x | x | x | x | - |
| 0080 | 80mA | 125V | | 3.6500 | 1200 | 100 | 0.0002 | x | x | x | x | - |
| 0100 | 100mA | 125V | | 7.4910 | 1100 | 110 | 0.0013 | x | x | x | x | - |
| 0125 | 125mA | 125V | | 6.1970 | 1350 | 160 | 0.0019 | x | x | x | x | - |
| 0160 | 160mA | 125V | | 4.2850 | 1000 | 150 | 0.0037 | x | x | x | x | - |
| 0200 | 200mA | 125V | | 2.9780 | 950 | 210 | 0.0075 | x | x | x | x | - |
| 0250 | 250mA | 125V | | 2.3100 | 900 | 225 | 0.0130 | x | x | x | x | - |
| 0315 | 315mA | 125V | | 1.7220 | 800 | 255 | 0.0260 | x | x | x | x | - |
| 0400 | 400mA | 125V | | 0.2200 | 230 | 95 | 0.0150 | x | x | x | x | - |
| 0500 | 500mA | 125V | | 0.1570 | 220 | 110 | 0.0250 | x | x | x | x | - |
| 0630 | 630mA | 125V | | 0.1180 | 210 | 135 | 0.0450 | x | x | x | x | - |
| 0800 | 800mA | 125V | | 0.0970 | 200 | 160 | 0.0680 | x | x | x | x | - |
| 1100 | 1.00A | 125V | | 0.0710 | 190 | 190 | 0.1300 | x | x | x | x | x |
| 1125 | 1.25A | 125V | | 0.0635 | 180 | 225 | 0.2000 | x | x | x | x | x |
| 1160 | 1.60A | 125V | | 0.0492 | 170 | 275 | 0.3900 | x | x | x | x | x |
| 1200 | 2.00A | 125V | | 0.0412 | 160 | 450 | 0.5300 | x | x | x | x | x |
| 1250 | 2.50A | 125V | | 0.0305 | 150 | 375 | 1.1000 | x | x | x | x | x |
| 1315 | 3.15A | 125V | | 0.0247 | 140 | 445 | 1.9000 | x | x | x | x | x |
| 1400 | 4.00A | 125V | | 0.0193 | 130 | 520 | 3.2000 | x | x | x | x | x |
| 1500 | 5.00A | 125V | | 0.0139 | 120 | 600 | 6.1000 | x | x | x | x | x |
| 1630 | 6.30A | 125V | | 0.0116 | 115 | 850 | 9.7000 | x | x | x | x | - |

**Notes:**
**1.** 1.00 means the number one with two decimal places. 1,000 means the number one thousand.
**2.** Resistance is measured at 10% of rated current, 25°C.



© 2025 Littelfuse, Inc.
Specifications are subject to change without notice.
Revised: GD. 08/07/25

# 395 Series
## TE5® Fast-Acting Fuse

### Temperature Re-rating Curve

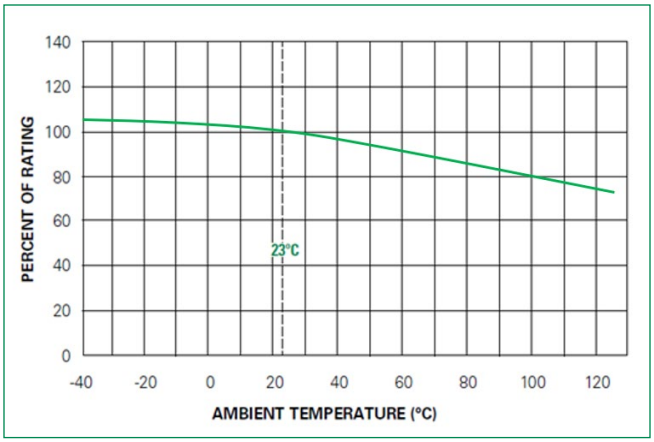


**Note:**
**1.** Rerating depicted in this curve is in addition to the standard derating of 25% for continuous operation.

### Average Time Current Curves

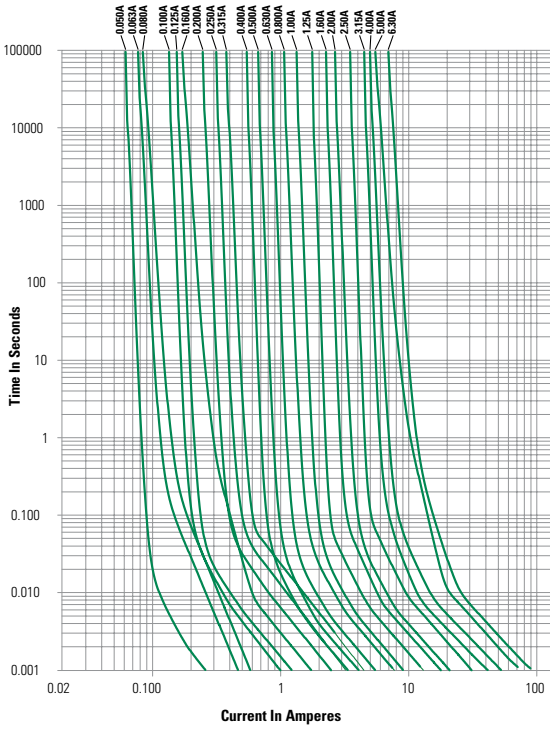


### Soldering Parameters - Wave Soldering

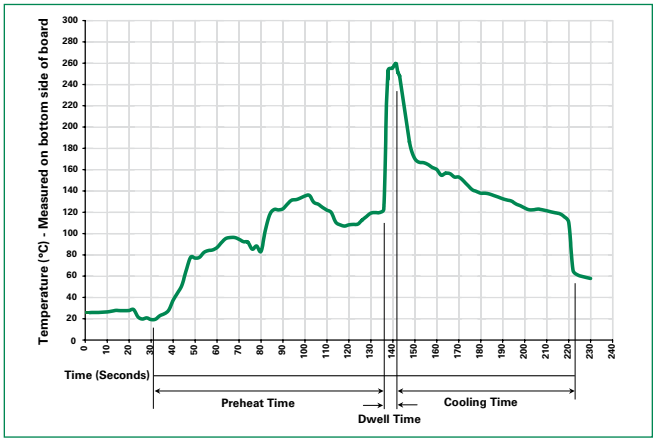


**Recommended Process Parameters:**

| Wave Parameter | Lead-Free Recommendation |
|---|---|
| Preheat:<br>(Depends on Flux Activation Temperature) | (Typical Industry Recommendation) |
| Temperature Minimum: | 100°C |
| Temperature Maximum: | 150°C |
| Preheat Time: | 60-180 seconds |
| Solder Pot Temperature: | 260°C Maximum |
| Solder Dwell Time: | 2-5 seconds |

**Recommended Hand-Solder Parameters:**

Solder Iron Temperature: 350°C +/- 5°C
Heating Time: 5 seconds max.

**Note:** These devices are not recommended for IR or Convection Reflow process.


© 2025 Littelfuse, Inc.
Specifications are subject to change without notice.
Revised: GD. 08/07/25

# 395 Series
## TE5® Fast-Acting Fuse

### Product Characteristics

| | |
|---|---|
| **Materials** | Base/Cap: Thermoplastic<br>Polyamide PA 6.6, UL 94 V-0<br>Round Pins: Copper, Tin-plated |
| **Lead Pull Strength** | 10 N (IEC 60068-2-21) |
| **Solderability** | 260°C, ≤ 3s. (Wave)<br>350°C, ≤ 1s. (Soldering Iron) |
| **Soldering Heat Resistance** | 260°C, 10s. (IEC 60068-2-20)<br>350°C, 3s. (Soldering Iron) |

| | |
|---|---|
| **Operating Temperature** | -40°C to +125°C (Consider re-rating) |
| **Climatic Category** | -40°C to +85°C/21 days<br>(IEC 60068-1,-2-1,-2-2,-2-78) |
| **Stock Conditions** | +10°C to +60°C<br>RH ≤ 75% yearly average, without dew, maximum value for 30 days-95% |
| **Vibration Resistance** | 24 cycles at 15 min. each<br>(IEC 60068-2-6)<br>10 - 60Hz at 0.75mm amplitude<br>60 - 2000Hz at 10g acceleration |

### Dimensions (mm)

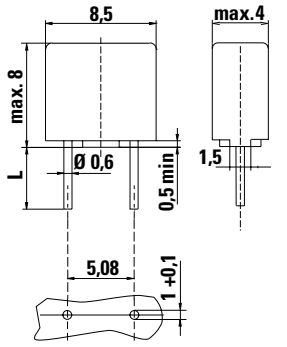


Holes in PCB

**Long Leads (L=18.8 mm ±0.3)**
**Short Leads (L=4.3 mm ±0.3)**

### Part Numbering System

**395 xxxx 0000**

**Series**

**Amp Code**
Refer to Amp Code column of Electrical Characteristics Table

**Packaging Code**
0000 Tape/Ammopack (1,400 pcs.)
0440 Short Leads - Bulk (1,400 pcs.)

### Packaging

| Packaging Option | Packaging Specification | Quantity | Quantity & Packaging Code | Taping Width |
|---|---|---|---|---|
| | | **395 Series** | | |
| Tape and Ammopack | N/A | 1,400 | 0000 | N/A |
| Short Leads | N/A | 1,400 | 0440 | N/A |

**Disclaimer Notice -** Littelfuse products are not designed for, and shall not be used for, any purpose (including, without limitation, automotive, military, aerospace, medical, life-saving, life-sustaining or nuclear facility applications, devices intended for surgical implant into the body, or any other application in which the failure or lack of desired operation of the product may result in personal injury, death, or property damage) other than those expressly set forth in applicable Littelfuse product documentation. Warranties granted by Littelfuse shall be deemed void for products used for any purpose not expressly set forth in applicable Littelfuse documentation. Littelfuse shall not be liable for any claims or damages arising out of products used in applications not expressly intended by Littelfuse as set forth in applicable Littelfuse documentation. The sale and use of Littelfuse products is subject to Littelfuse Terms and Conditions of Sale, unless otherwise agreed by Littelfuse. Information furnished is believed to be accurate and reliable. However, users should independently evaluate the suitability of and test each product selected for their own applications. Littelfuse products are not designed for, and may not be used in, all applications. Read complete Disclaimer Notice at www.littelfuse.com/disclaimer-electronics.



© 2025 Littelfuse, Inc.
Specifications are subject to change without notice.
Revised: GD. 08/07/25