THIS DRAWING IS UNPUBLISHED. RELEASED FOR PUBLICATION 20
© COPYRIGHT 20 BY - ALL RIGHTS RESERVED.

REVISIONS

P	LTR	DESCRIPTION	DATE	DWN	APVD
	3	REMOVE CORNER HOLE	01SEP2016	VL	SS
	A	DRAWING RELEASED	21APR2017	VL	SS
	A1	REVISED PER ECO-17-007644	26MAY2017	VL	SS
	A2	REVISED PER ECO-17-013857	20SEP2017	SS	HL

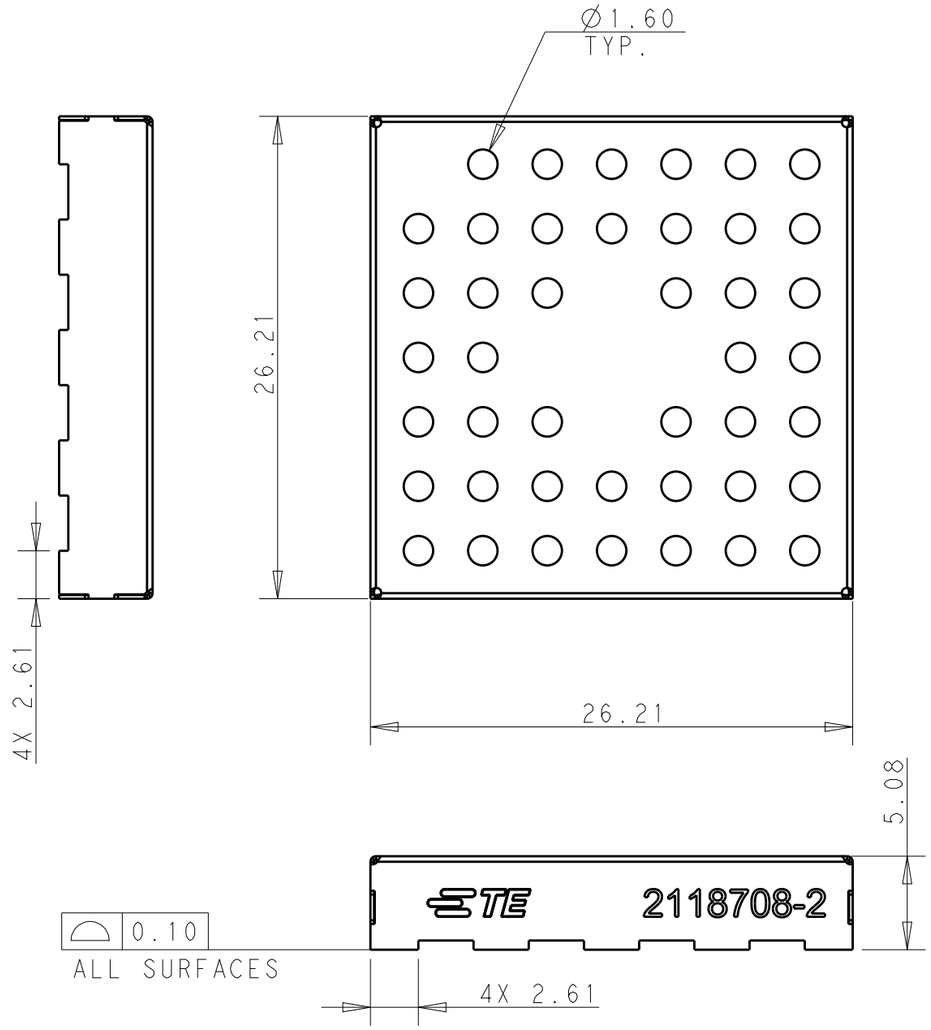

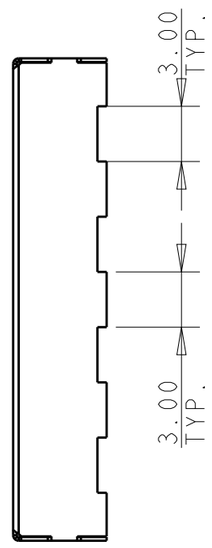

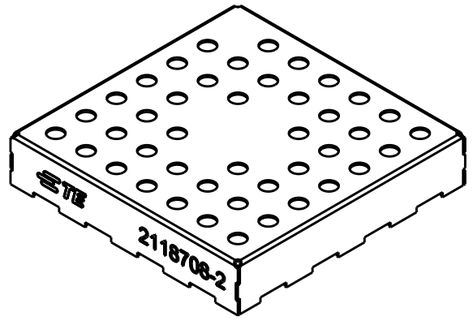

NOTES:

1. MATERIAL: 0.20mm CRS. 1,25 - 3.00µm MATTE TIN FINISH.
2. MATERIAL: 0.20mm AL. 1.20 - 2.00µm MATTE TIN FINISH OVER NICKEL FLASH.
3. STAMPING BURR OUTSIDE OF PART, MAX 0.05mm.
4. PARTS TO BE FREE OF OIL AND CONTAMINENTS.
5. PART IS RoHS COMPLIANT PER TE CONNECTIVITY STANDARD TEC-138-702.
6. REFER TO 3D MODEL FOR UNSPECIFIED DIMENSIONS.
7. PACKAGING: TAPE AND REEL

7	2	2118708-4
7	1	2118708-2
PACKAGING	MATERIAL	PART NUMBER

THIS DRAWING IS A CONTROLLED DOCUMENT.

DIMENSIONS: mm

TOLERANCES UNLESS OTHERWISE SPECIFIED:

0 PLC	±0.20
1 PLC	±0.15
2 PLC	±0.10
3 PLC	±-
4 PLC	±-
ANGLES	±2

MATERIAL: SEE TABLE -

FINISH: SEE TABLE -

DWN V. LAC	07APR2016
CHK S. SU	21APR2017
APVD V. LAC	21APR2017
PRODUCT SPEC	108-115119
APPLICATION SPEC	114-115013
WEIGHT	-

TE Connectivity

NAME 1 PIECE STANDARD SHIELD

SIZE	CAGE CODE	DRAWING NO	RESTRICTED TO
A3	-	C-2118708	-

CUSTOMER DRAWING | SCALE 3:1 | SHEET 1 OF 3 | REV A2

THIS DRAWING IS UNPUBLISHED. RELEASED FOR PUBLICATION 20
© COPYRIGHT 20 BY - ALL RIGHTS RESERVED.

REVISIONS

P	LTR	DESCRIPTION	DATE	DWN	APVD
	-	SEE SHEET 1	-	-	-

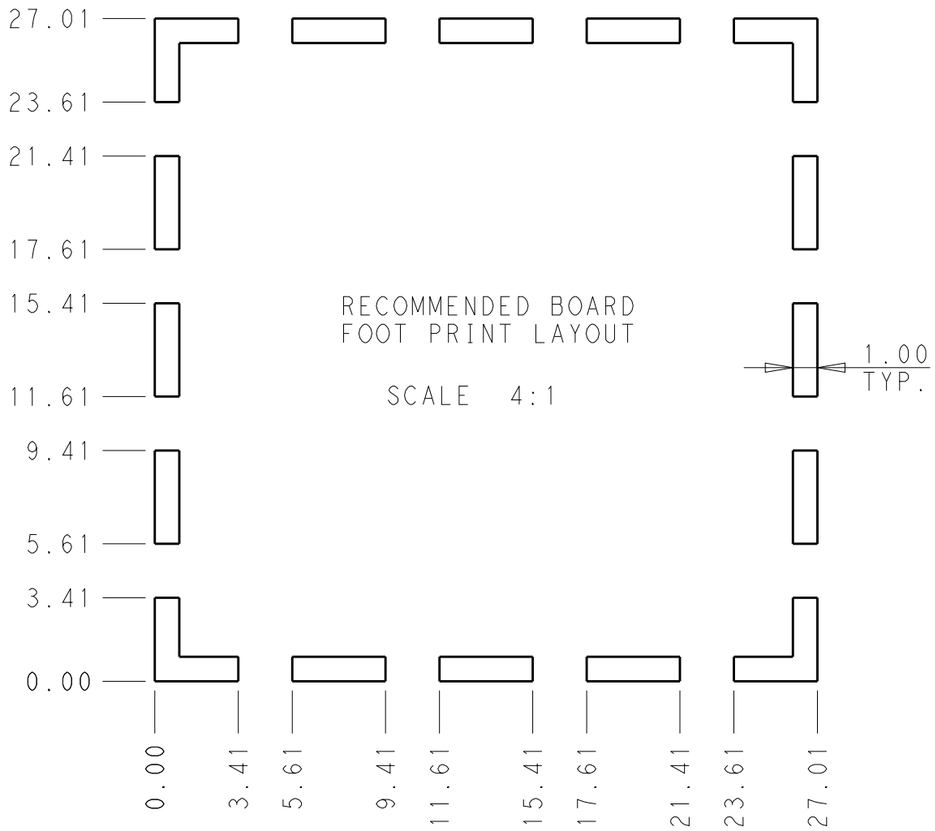

RECOMMENDED BOARD
FOOT PRINT LAYOUT

SCALE 4:1

NOTES:

8. STENCIL THICKNESS: 0.10mm MIN.

THIS DRAWING IS A CONTROLLED DOCUMENT.

DIMENSIONS: mm

TOLERANCES UNLESS OTHERWISE SPECIFIED:
0 PLC ±0.20
1 PLC ±0.15
2 PLC ±0.10
3 PLC ±-
4 PLC ±-
ANGLES ±2

MATERIAL SEE TABLE -

FINISH SEE TABLE -

DWN V. LAC 07APR2016
CHK S. SU 21APR2017
APVD V. LAC 21APR2017
PRODUCT SPEC 108-115119
APPLICATION SPEC 114-115013
WEIGHT -

CUSTOMER DRAWING

TE Connectivity

NAME 1 PIECE STANDARD SHIELD

SIZE	CAGE CODE	DRAWING NO	RESTRICTED TO
A3	-	C-2118708	-

SCALE	SHEET	REV
3:1	2 OF 3	A2

THIS DRAWING IS UNPUBLISHED. RELEASED FOR PUBLICATION 20
© COPYRIGHT 20 BY - ALL RIGHTS RESERVED.

REVISIONS

P	LTR	DESCRIPTION	DATE	DWN	APVD
	-	SEE SHEET 1	-	-	-

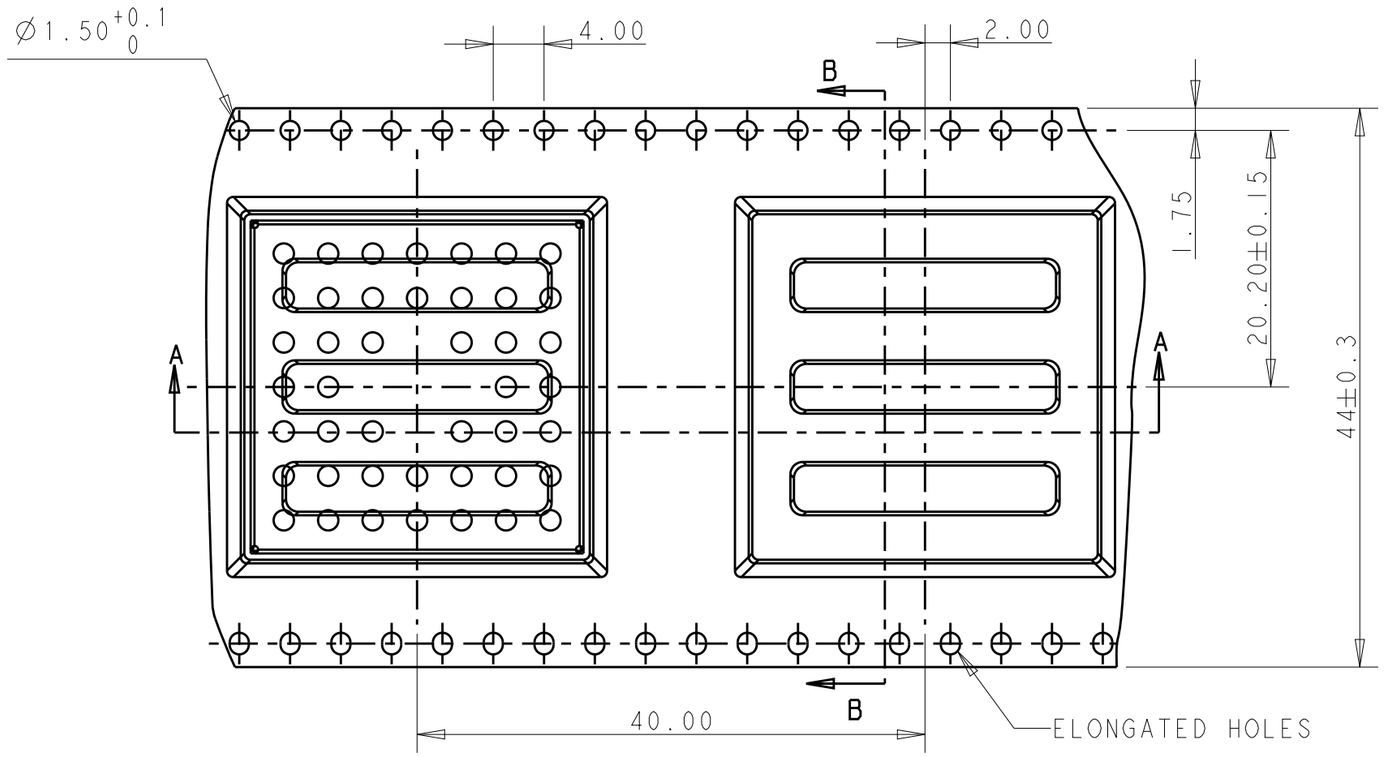

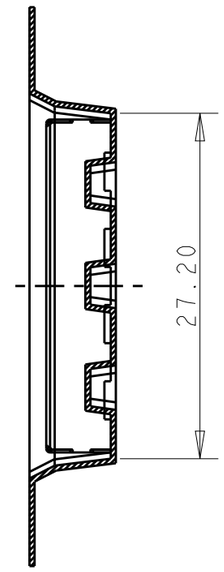

B-B

USER DIRECTION OF UNREELING

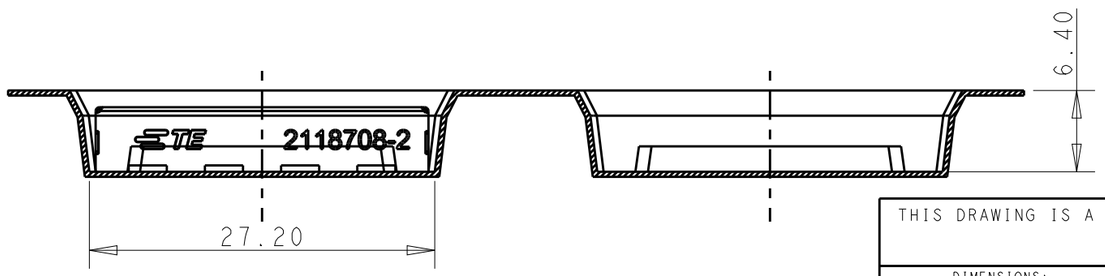

NOTES:

9. REEL SIZE: O.D. 380mm, I.D. 180mm

10. QTY PER REEL: 280PCS

THIS DRAWING IS A CONTROLLED DOCUMENT.

DIMENSIONS: mm

TOLERANCES UNLESS OTHERWISE SPECIFIED:

0 PLC	±0.20
1 PLC	±0.15
2 PLC	±0.10
3 PLC	±-
4 PLC	±-
ANGLES	±2

MATERIAL: SEE TABLE -

FINISH: SEE TABLE -

DWN	V. LAC	07APR2016
CHK	S. SU	21APR2017
APVD	V. LAC	21APR2017
PRODUCT SPEC	108-115119	
APPLICATION SPEC	114-115013	
WEIGHT	-	

CUSTOMER DRAWING

TE Connectivity

NAME 1 PIECE STANDARD SHIELD

SIZE	CAGE CODE	DRAWING NO	RESTRICTED TO
A3	-	C-2118708	-

SCALE 3:1 SHEET 3 OF 3 REV A2