482 Series Fuseholders



Description

Ideal for telecommunications and control panel circuits, the 482 Series fuseholder is designed for use with Littelfuse 481 Alarm Indicating Fuses. Each holder is designed to accept other manufacturers' replacement fuses as well.

The fuseholder is available in three versions:

PCB Mount - 15A: Can be soldered directly to a printed circuit board. Rated up to 15 amperes. Available in single pole or gangable up to 20 poles. Fuseholder is keyed to prevent insertion of 20 ampere fuse.

Panel Mount - 20A: Available in a single pole version rated up to 20 amperes. Large leads for wire attachment.

Panel Mount - 15A: 15 ampere gangable version of fuseholder is keyed to prevent insertion of 20 ampere fuse.

Agency Approvals

Agency	Agency File Number
	E14721
	7316 (15A Only)

Product Characteristics

482 Fuseholder Series	15A PCB Mount and Panel Mount	20A Panel Mount
Electrical Rating	Rated at 15 amperes up to 125 VAC/ VDC	Rated at 20 amperes up to 125 VAC/ VDC
Body Material	Thermoplastic (UL 94V-0)	Thermoplastic (UL94 V-0)
Fuse Terminal Material	Tin-plated Beryllium Copper	Tin-plated Beryllium Copper
Alarm Terminal Material	Tin-plated Brass	Tin-plated Brass
Operating Temperature	–55°C to +125°C.	-40°C to 85°C
Thermal Shock	Withstands 5 cycles of –55°C to 125°C	Withstands 5 cycles of –55°C to 125°C
Vibration	Per MIL-STD-202	Per MIL-STD-202
Insulation Resistance (After Opening)	Greater than 10,000 ohms.	Greater than 10,000 ohms.

Additional Information

Datasheet | **Resources** | **Samples**

© 2016 Littelfuse, Inc.
Specifications are subject to change without notice. Application testing is strongly recommended.
Revised: 02/26/16

Ordering Information

20A Panel Mount Fuseholder

Type	Holder Length *	20A Panel Mount
1 Pole	6.40mm (.25")	0482 2001ZXPF

* NOTE: 20 ampere version of 482 Series Panel Mount fuseholders come standard as a single pole unit with flush edges on both sides (no "keys" typical with 15A units). Please refer to the diagrams on the following page for additional information.

15A PCB Mount and Panel Mount Fuseholders

Type	Holder Assembly Length*	15A PCB Mount	15A PCB Mount - Flush	15A Panel Mount	15A Panel Mount - Flush
1 Pole	6.40mm (.25")	0482 0001ZXB	0482 0001ZXBF	0482 0001ZXP	0482 0001ZXPF
2 Pole	12.80mm (.50")	0482 0002ZXB	0482 0002ZXBF	0482 0002ZXP	0482 0002ZXPF
3 Pole	19.05mm (.75")	0482 0003ZXB	0482 0003ZXBF	0482 0003ZXP	0482 0003ZXPF
4 Pole	25.04mm (1.0")	0482 0004ZXB	0482 0004ZXBF	0482 0004ZXP	0482 0004ZXPF
5 Pole	31.75mm (1.25")	0482 0005ZXB	0482 0005ZXBF	0482 0005ZXP	0482 0005ZXPF
6 Pole	38.10mm (1.50")	0482 0006ZXB	0482 0006ZXBF	0482 0006ZXP	0482 0006ZXPF
7 Pole	44.45mm (1.75")	0482 0007ZXB	0482 0007ZXBF	0482 0007ZXP	0482 0007ZXPF
8 Pole	5.80mm (2.00")	0482 0008ZXB	0482 0008ZXBF	0482 0008ZXP	0482 0008ZXPF
9 Pole	57.15 (2.25")	0482 0009ZXB	0482 0009ZXBF	0482 0009ZXP	0482 0009ZXPF
10 Pole	63.50mm (2.50")	0482 0010ZXB	0482 0010ZXBF	0482 0010ZXP	0482 0010ZXPF
11 Pole	69.85mm (2.75")	0482 0011ZXB	0482 0011ZXBF	0482 0011ZXP	0482 0011ZXPF
12 Pole	76.20mm (3.00")	0482 0012ZXB	0482 0012ZXBF	0482 0012ZXP	0482 0012ZXPF
13 Pole	82.55mm (3.25")	0482 0013ZXB	0482 0013ZXBF	0482 0013ZXP	0482 0013ZXPF
14 Pole	88.90mm (3.50")	0482 0014ZXB	0482 0014ZXBF	0482 0014ZXP	0482 0014ZXPF
15 Pole	95.25mm (3.75")	0482 0015ZXB	0482 0015ZXBF	0482 0015ZXP	0482 0015ZXPF
16 Pole	101.60mm (4.00")	0482 0016ZXB	0482 0016ZXBF	0482 0016ZXP	0482 0016ZXPF
17 Pole	107.95mm (4.25")	0482 0017ZXB	0482 0017ZXBF	0482 0017ZXP	0482 0017ZXPF
18 Pole	114.30mm (4.50")	0482 0018ZXB	0482 0018ZXBF	0482 0018ZXP	0482 0018ZXPF
19 Pole	120.65mm (4.75")	0482 0019ZXB	0482 0019ZXBF	0482 0019ZXP	0482 0019ZXPF
20 Pole	127.00mm (5.00")	0482 0020ZXB	0482 0020ZXBF	0482 0020ZXP	0482 0020ZXPF
21 Pole	133.35mm (5.25")	0482 0021ZXB	0482 0021ZXBF	0482 0021ZXP	0482 0021ZXPF

* NOTE: 15 ampere gangable version of PCB Mount and Panel Mount fuseholders are keyed to prevent insertion of 20 ampere fuse. Please refer to "A" dimension of diagrams on following page. For additional terminal lengths, please contact Littelfuse.

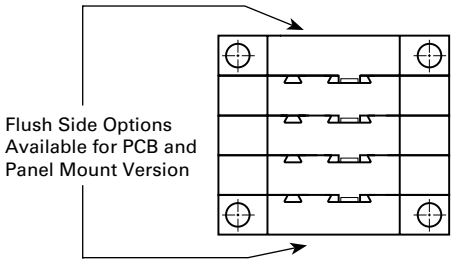

5 POLE HOLDER ASSEMBLY
WITH FLUSH OPTION

© 2016 Littelfuse, Inc.
Specifications are subject to change without notice.
Revised: 02/26/16

Dimensions

15A PCB Mount Series:

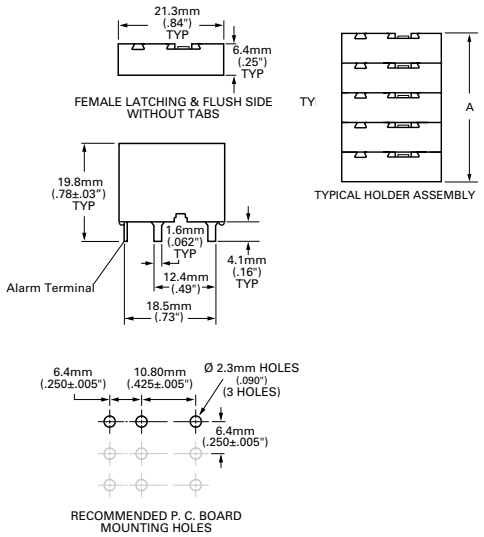

15A Panel Mount Series:

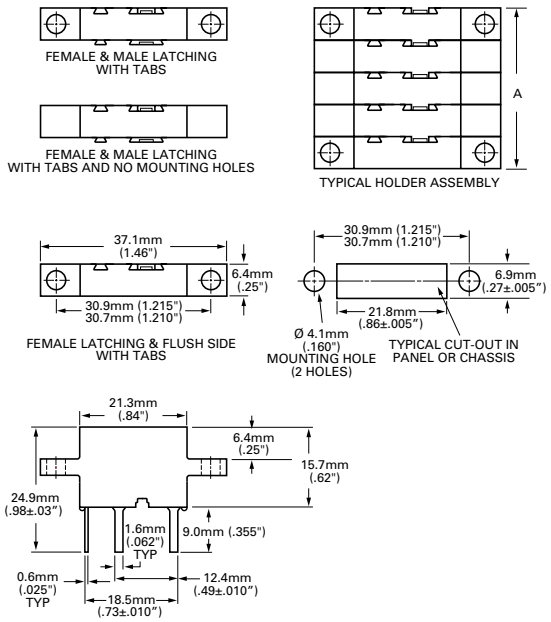

20A Panel Mount Series:

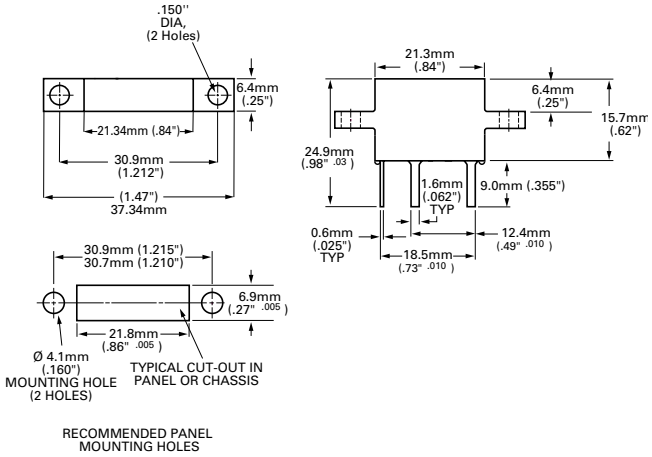

NOTE: The 20 ampere single pole holder is designed to accept all fuse ratings up to 20 amperes.

20 ampere fuseholders should be spaced 12.7mm (0.50") apart when loaded to maximum capacity, center to center to insure proper heat dissipation under normal operation.

Heatsinking may be required for operation in higher ambient temperatures or alternate configurations.

All terminals dimensions should be taken with fuse installed.

© 2016 Littelfuse, Inc.
Specifications are subject to change without notice.

Revised: 02/26/16